




SELECTION

E-MOBILITY

CHARGING  
STATIONS AND  
CORD SET





E-MOBILITY

---

CHARGING  
STATIONS AND  
CORD SET



[www.scame.com](http://www.scame.com)



# E-MOBILITY CHARGING STATIONS

<b>INDEX</b>	PAGE 2
<b>COMPANY</b>	PAGE 4
<b>PRODUCTS CATALOGUE</b>	



BE-W Wall Box	page 8
WD Dual Wall Box	page 13
BE-A / BE-B pillars	page 17
CA pillars	page 22
CB pillars	page 26
E-Bike stations	page 29
Cord set	page 31



## The company

“

In over  
fifty years  
we have built an  
industrial reality  
that has always maintained  
the spirit of its origins

”



Stefano Scainelli CEO



THE CONCEPT OF QUALITY IS AN INTEGRAL PART OF OUR CULTURE IN ALL ASPECTS AND EVERY ACTIVITY OF OUR WORK.



SCAME PARRE S.p.A., head of the SCAME group, is a manufacturer of components and systems for electrical installations in the civil, services and industrial sector, born and raised in the mountains of the upper Val Seriana, in the Province of Bergamo, Northern Italy.

Since 1963, the year of its foundation, in more than half a century of activity, SCAME has never betrayed the spirit of the origins made of attention to the environment and the person, as well as continuous research to provide an innovation that is never an end in itself, but which translates into total quality and real benefits for the user.

Already a pioneer in the field of the solutions dedicated to electric vehicles charging, for which it has created a specific business division and is today considered an absolute benchmark, the continuous search for new markets has led SCAME to develop also an articulated range of ATEX IECEx products for installation in hazardous areas, without neglecting its traditional offer based on products for domestic and industrial applications, even heavy ones.

A catalog able to meet any installation requirement, a product quality guaranteed by compliance with national and international Standards, a rapid customer service able to support every choice and an high level of service, have enabled SCAME to affirm its presence not only nationally, but also internationally through a network of 17 branches and a consolidated network of distributors in over 80 countries on 5 continents.





**SCAME**  
electrical solutions  
Italy, Parre (Bergamo)



**SCAME**<sup>ARGENTINA</sup>  
Argentina

**SCAME**<sup>BULGARIA</sup>  
Bulgaria

**SCAME**<sup>BRASIL</sup>  
Brazil

**SCAME**<sup>CHILE</sup>  
Chile

**SCAME-TOP**  
China

**SCAME-CZ**  
Czech Republic

**SOBEM** **SCAME**  
France

**SCAME**<sup>INDIA</sup>  
India

**SCAME**<sup>POLSKA</sup>  
Poland

**SCAME**<sup>PORTUGAL</sup>  
Portugal

**SCAME-RO**  
Romania

**SCAME-SK**  
Slovakia

**SCAME**<sup>IBERICA</sup>  
Spain

**SCAME**<sup>MIDDLE EAST</sup>  
U.A.E.

**SCAME-UK**  
United Kingdom


**SCAME-UY**  
Uruguay

**SCAME-UA**  
Ukraine

# MODE

The charging stations by Scame can be configured in 3 modes: BASIC/FREE, PERSONAL/RFID and WEB/NET. Each mode is specific to the different environments and needs of each user.

## BASIC/FREE



The BASIC/FREE mode is ideal for installation in environments that don't require controlled access insofar as use is normally limited to just a few people, who are almost always the owners of the vehicle, or places where access is already regulated by other systems and where charging can be freely accessed.

Stations configured in the BASIC/FREE version can be used in the "Slave" function, connected to Scame stations configured in the WEB/NET version, which perform the "Master" function.

## PERSONAL/RFID



The PERSONAL/RFID mode is suitable for installation in all places requiring controlled access insofar as use is not normally limited exclusively to the owners of the vehicle, but rather extends to a greater number of users, or in cases where access to the charging stations needs to be monitored and regulated.

The display allows the viewing of both instantaneous and total consumption.

Stations configured in the PERSONAL/RFID mode can be used in the "Slave" function, connecting them to Scame stations configured in the WEB/NET version, which perform the "Master" function.

## WEB/NET



With the WEB/NET mode, in domestic applications access can be controlled through a smartphone APP thanks to the Wi-Fi Hotspot function, while in public areas, with systems composed of multiple stations, access can be controlled by authenticating the user, not only through the card but also through the APP and/or more complex remote control systems using the OCPP communication protocol. WEB/NET stations perform a "Master" function and can also manage and control other stations configured in BASIC/FREE and/or PERSONAL/RFID mode.



# FEATURES

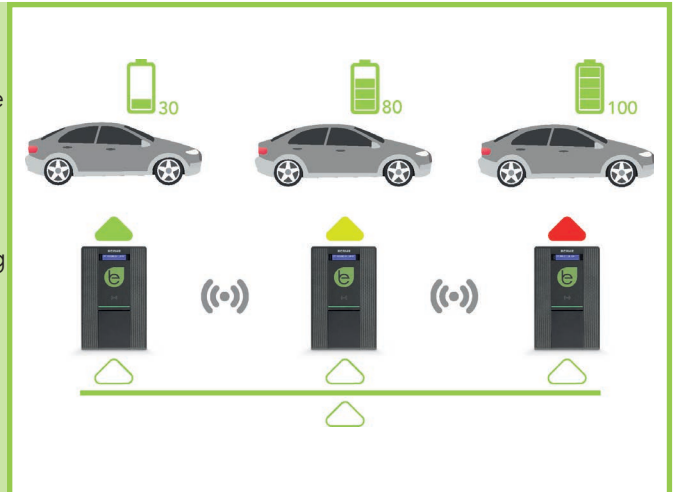
Our stations are configurable with additional features: Load Balancing, which allows to distribute power on multiple charging points and the Management System, which allows the monitoring and management of charging points by remote.

## LOAD BALANCING

The Load Balancing system allows the available power to be distributed across multiple charging points. The Scame Load Balancing system, by distributing the available power based on the number of electric vehicles being simultaneously charged, proves optimal in cases where there are multiple charging points, but limited power. This allows the possibility to reduce the initial investment, while at the same time increase the number of available charging stations.

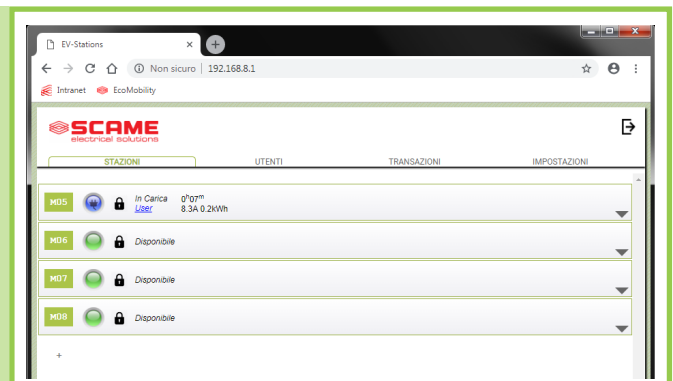
The Load Balancing system can be added to any Scame charging station configured in Web-Net mode and can manage up to 16 charging points with the Master/Slave function.

The product code to order the software is **209.LB01**.



## MANAGEMENT SYSTEM

Scame charging stations can be monitored and managed by remote thanks to the Management System, supplied standard in all Web-Net mode stations. It can manage up to 16 charging points with the Master/Slave function. The Management System can be configured in a closed local area network, does not require the installation of any software and can be managed directly by the administrator, using their own browser to connect to the supplied IP address, or can be connected to external control systems thanks to the OCPP communication protocol.





The Wall Box BE-W is a wall charging station compliant with "MODE 3" in accordance with the International Standard IEC/EN 61851-1. Made in halogen-free engineering plastics, it is characterised by a Dual Feel Sensitive finish and a design that highlights its clean and essential lines. The FREE version is ideal for installation in domestic spaces such as garages and private carports that don't require access control. The RFID and WEB/NET versions are perfect for installation in private locations accessible to third parties, such as: car parks in apartment complexes, hotels, restaurants, company car parks, private car parks, and all places in general requiring controlled access. These last two versions are supplied standard with an LCD display, thanks to which it is also possible to view both instantaneous and total consumption. The Wall Box BE-W is available "tethered" with integrated cable, with and without protections in single phase versions, with energy meter, with type 2 or type 3A socket in all versions.

### REFERENCE STANDARDS

**EN 61851-1 (3rd ed.)**  
Electric vehicle conductive charging system.  
*Part 1: General requirements.*

**EN 61439-7**  
Low-voltage switchgear and controlgear assemblies.  
*Part 7: Assemblies for specific applications such as marinas, camping sites, market squares, electric vehicle charging stations.*

### TECHNICAL CHARACTERISTICS

Rated current:	16 A / 32 A
Rated voltage:	230 V AC / 400 V AC
Frequency:	50-60 Hz
Insulation voltage:	250 V / 500 V
Protection degree:	IP54
Active parts protection:	IPXXD
Operating ambient temperature:	-25°C +40°C
Material:	Technopolymer
Glow Wire test:	650°C
IK grade at 20°C:	IK08
Colour:	Anthracite
Installation:	Wall-mounted
Saline solution:	Resistant
UV rays:	Resistant

### STANDARD EQUIPMENT

- adjustable rated current
- DC leakage current detection device
- led status indicator
- connector release in case of blackout
- child safety shutters
- option for communication with OCCP protocol (WEB/NET)

### APPLICATION EXAMPLES





The Wall Box BE-W POWER MANAGEMENT version is a wall charging station compliant with "MODE 3" in accordance with the International Standard IEC/EN 61851-1. Made in halogen-free engineering plastics, it is characterised by a Dual Feel Sensitive finish and a design that highlights its clean and essential lines. It allows the vehicle charging current to be automatically modulated depending on the user's contractual power and the home's instantaneous consumption, thus preventing the meter from unexpectedly tripping.

The device is also able to manage the current produced by photovoltaic systems.

The Wall Box BE-W in POWER MANAGEMENT mode is available "tethered" with integrated cable, with or without on-board protections, with energy meter, with type 2 or type 3A socket in single phase versions.

## REFERENCE STANDARDS

**EN 61851-1 (3rd ed.)**  
Electric vehicle conductive charging system.  
*Part 1: General requirements.*

**EN 61439-7**  
Low-voltage switchgear and controlgear assemblies.  
*Part 7: Assemblies for specific applications such as marinas, camping sites, market squares, electric vehicle charging stations.*

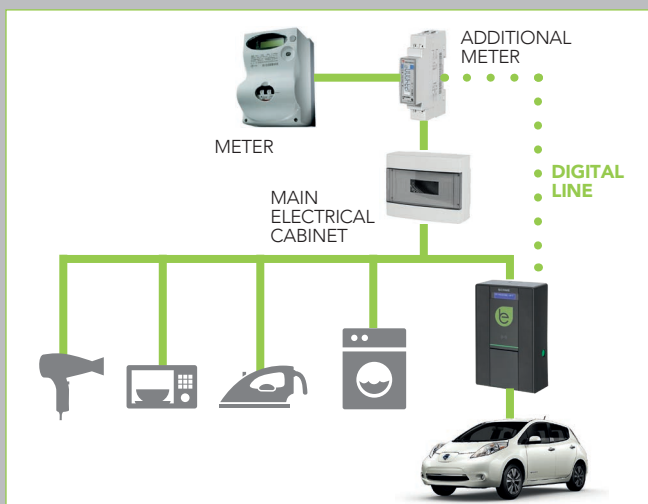
## TECHNICAL CHARACTERISTICS

Rated current:	16 A / 32 A
Rated voltage:	230 V AC
Frequency:	50-60 Hz
Insulation voltage:	250 V / 500 V
Protection degree:	IP54
Active parts protection:	IPXXD
Operating ambient temperature:	-25°C to +40°C
Material:	Technopolymer
Glow Wire test:	650°C
IK grade at 20°C:	IK08
Colour:	Anthracite
Installation:	Wall-mounted
Saline solution:	Resistant
UV rays:	Resistant

## STANDARD EQUIPMENT

- Power Management
- adjustable rated current
- DC leakage current detection device
- 2-line display
- led status indicator
- connector release in case of blackout
- child safety shutters

## POWER MANAGEMENT





BE-W WALL BOX WITH 1 SOCKET OUTLET TYPE 2 (T2)



Power	Code	Socket outlet	DC Leakage	RCBO	Power Management	Energy meter	Display	Rfid	LAN	
3,7 kW	205.W17-A0	1xT2	✓							
	205.W11-A0		✓	✓						
	205.W16-A0		✓	✓	✓	✓	✓			
	205.W20-A0									
	205.W23-A0		✓		✓	✓	✓	✓		
	205.W32-A0		✓	✓			✓	✓	✓	
	205.W34-A0		✓	✓	✓	✓	✓	✓	✓	
	205.W36-A0		✓				✓	✓	✓	
	205.W63-A0		✓	✓			✓	✓		✓
7,4 kW	205.W10-B0	1xT2		✓						
	205.W17-B0		✓							
	205.W11-B0		✓	✓						
	205.W16-B0		✓	✓	✓	✓	✓			
	205.W20-B0									
	205.W30-B0			✓			✓	✓	✓	
	205.W23-B0		✓		✓	✓	✓	✓		
	205.W32-B0		✓	✓			✓	✓	✓	
	205.W33-B0		✓	✓			✓ <sup>M</sup>	✓	✓	
	205.W34-B0		✓	✓	✓	✓	✓	✓	✓	
	205.W35-B0		✓					✓	✓	
	205.W36-B0		✓				✓	✓	✓	
	205.W40-B0						✓	✓	✓	
	205.W51-B0		✓	✓			✓	✓	✓	✓
	205.W63-B0		✓	✓			✓	✓		✓

- <sup>M</sup> Energy meter MID

For other versions contact [e-mobility@scame.com](mailto:e-mobility@scame.com)

BE-W WALL BOX WITH 1 SOCKET OUTLET TYPE 2 (T2)




Power	Code	Socket outlet	DC Leakage	RCBO	Power Management	Energy meter	Display	Rfid	LAN	
11 kW	205.W17-C0	1xT2	✓							
	205.W36-C0		✓			✓	✓	✓		
22 kW	205.W17-D0	1xT2	✓							
	205.W20-D0									
	205.W35-D0		✓					✓	✓	
	205.W36-D0		✓				✓	✓	✓	
	205.W40-D0						✓	✓	✓	
	205.W70-D0						✓	✓	✓	✓
	205.W73-D0		✓				✓	✓	✓	✓
	205.W74-D0		✓				✓ <sup>M</sup>	✓	✓	✓

- <sup>M</sup> Energy meter MID

For other versions contact [e-mobility@scame.com](mailto:e-mobility@scame.com)

**BE-W WALL BOX WITH 1 CABLE AND CONNECTOR TETHERED TYPE 1 (T1) OR TYPE 2 (T2)**

Power	Code	Connector + cable	DC Leakage	RCBO	Power Management	Energy meter	Display	Rfid	LAN
3,7 kW	205.W11-P0	4 m+T1	✓	✓					
	205.W11-R0	4 m+T2	✓	✓					
	205.W17-P0	4 m+T1	✓						
	205.W17-R0	4 m+T2	✓						
7,4 kW	205.W11-Q0	4 m+T1	✓	✓					
	205.W11-S0	4 m+T2	✓	✓					
	205.W16-S0	4 m+T2	✓	✓	✓	✓	✓		
	205.W17-S0	4 m+T2	✓						
	205.W17-Q0	4 m+T1	✓						
	205.W23-S0	4 m+T2	✓			✓	✓	✓	
22 kW	205.W51-S0	4 m+T2	✓	✓		✓	✓	✓	✓
	205.W17-U0		✓						
	205.W36-U0	4 m+T2	✓			✓	✓	✓	
	205.W73-U0		✓			✓	✓	✓	✓



- Cable support included

For other versions contact [e-mobility@scame.com](mailto:e-mobility@scame.com)

**BE-W WALL BOX WITH 1 SOCKET OUTLET TYPE 3A**

Power	Code	Socket outlet	DC Leakage	RCBO	Power Management	Energy meter	Display	Rfid	LAN
3,7 kW	205.W17-J0	1x3A	✓						
	205.W11-J0		✓	✓					



For other versions contact [e-mobility@scame.com](mailto:e-mobility@scame.com)











**CUSTOMISATIONS**

The Wall Box BE-W can be customised with personal graphics, modifying the inclusive section between the display and led indicator. For customisation, it is necessary to add the code **209.CU01-W** to the order and attach a vector file containing the necessary data for the development of the graphics.

N.B. Scame reserves the right not to accept proposed graphics that are deemed inappropriate.



## BE-W ACCESSORIES

	Code	Description
	208.AP24	Mounting/fixing plate BE-W Wall Box
	208.AP42	Kit BE-W support - single - direct fixing (Wall Box not included)
	208.AP43	Kit BE-W support - single - brackets fixing (Wall Box not included)
	208.AP44	Kit BE-W support - double - direct fixing (Wall Box not included)
	208.AP45	Kit BE-W support - double - brackets fixing (Wall Box not included)
	208.AP13	BE-W single support
	208.AP14	BE-W double support
	208.AP15	BE-W support - direct fixing
	208.AP16	BE-W support - brackets fixing
	208.AP25	Pole mounting/ fixing plate BE-W Wall Box
	208.AP26	Pole mounting/ fixing plate BE-W Wall Box with cable support hook
	208.AP11	Metal pole made of galvanised steel for Wall Box (WB) Ø 80 mm h=1250mm
	208.AP41	Cable support for tethered wall box



# CHARGING STATIONS

## DUAL WALL BOX

MODE **3**



The Dual Wall Box is a charging station with the same features as the CA and CB charging pillars, but characterised by a highly resistant plastic structure and the possibility of wall mounting.

Recommended for rooms where the base solution is not possible (e.g., underground garage), it can be equipped with 1 or 2 flush-mounted sockets with anti-removal block Type 2, 3A.

### TECHNICAL CHARACTERISTICS

Rated current:	16 A - 32 A - 50 A - 63 A
Rated voltage :	230 V AC / 400 V AC
Frequency:	50-60 Hz
Insulating voltage:	250 V / 500 V
Protection degree:	IP54
Operating ambient temperature:	-30°C to +50°C
Material:	Technopolymer
Glow Wire test:	650°C
IK grade at 20°C:	IK10
Colour:	Grey
Installation:	Wall-mounted
Saline solution:	Resistant
UV rays:	Resistant

### REFERENCE STANDARDS

#### EN 61851-1 (3rd ed.)

Electric vehicle conductive charging system.  
Part 1: General requirements.

#### EN 61439-7

Low-voltage switchgear and controlgear assemblies.  
Part 7: Assemblies for specific applications such as marinas, camping sites, market squares, electric vehicle charging stations.

### STANDARD EQUIPMENT

- adjustable rated current
- DC leakage current detection device
- option for communication with OCPP protocol (for WEB/NET versions)
- 2-line display
- "Save unlock" system for operation during a power failure
- led status indicator

## APPLICATION EXAMPLES



### WD WALL BOX WITH 1 SOCKET OUTLET TYPE 2 (T2)

Power	Code	Socket outlets	DC Leakage	RCBO	Energy meter	Rfid	LAN	Router
7,4 kW	204.WD11B-T2	1xT2	✓	✓	✓	✓		
	204.WD11B-T2A		✓	✓	✓	✓	✓	
	204.WD11B-T2E		✓	✓	✓	✓	✓	✓
	204.WD11B-T2EV*			✓	✓	✓		
22 kW	204.WD13B-T2	1xT2	✓	✓	✓	✓		
	204.WD13B-T2A		✓	✓	✓	✓	✓	
	204.WD13B-T2EV*			✓	✓	✓		
	204.WD13F-T2		✓			✓		
	204.WD13M-T2		✓	✓	✓			

- (\*) EV Ready 1.4 certificate

For other versions contact [e-mobility@scame.com](mailto:e-mobility@scame.com)

### WD WALL BOX WITH 2 SOCKET OUTLETS TYPE 2 (T2)

Power	Code	Socket outlets	DC Leakage	RCBO	Energy meter	Rfid	LAN	Router
7,4 kW+ 7,4 kW	204.WD21B-T2T2	2xT2	✓	✓	✓	✓		
	204.WD21B-T2T2A		✓	✓	✓	✓	✓	
	204.WD21B-T2T2E		✓	✓	✓	✓	✓	✓
	204.WD21B-T2T2EV*			✓	✓	✓		
	204.WD21F-T2T2		✓			✓		
	204.WD21L-T2T2		✓			✓		
11 kW+ 11 kW	204.WD21P-T2T2	2xT2	✓	✓				
	204.WD26B-T2T2A		✓	✓	✓	✓	✓	
	204.WD26B-T2T2E		✓	✓	✓	✓	✓	✓
	204.WD26C-T2T2		✓	✓		✓		
22 kW+ 22 kW	204.WD26D-T2T2	2xT2	✓		✓	✓		
	204.WD26P-T2T2		✓	✓				
	204.WD23E-T2T2		✓					
	204.WD23M-T2T2		✓	✓	✓			
	204.WD23B-T2T2		✓	✓	✓	✓		
	204.WD23B-T2T2A		✓	✓	✓	✓	✓	
	204.WD23B-T2T2E		✓	✓	✓	✓	✓	
	204.WD23B-T2T2EV*			✓	✓			
	204.WD23B-T2T2MA		✓	✓	✓ <sup>M</sup>	✓	✓	

- (\*) EV Ready 1.4 certificate

For other versions contact [e-mobility@scame.com](mailto:e-mobility@scame.com)

- <sup>M</sup> Energy meter MID

**WD WALL BOX WITH 2 CABLES AND CONNECTORS TETHERED TYPE 2 (T2)**

Power	Code	Connector + cable	DC Leakage	RCBO	Energy meter	Rfid	LAN	Router
22 kW + 22 kW	204.WD23R-T24T24	2x 4 m+T2	✓	✓	✓	✓		



For other versions contact [e-mobility@scame.com](mailto:e-mobility@scame.com)

**WD WALL BOX WITH TYPE 3A SOCKET OUTLET ONLY OR TYPE 3A AND TYPE 2 (T2)**





Power	Code	Socket outlets	DC Leakage	RCBO	Energy meter	Rfid	LAN	Router
3,7 kW	204.WD11B-3A	1x3A	✓	✓	✓	✓		
3,7 kW + 3,7 kW	204.WD21B-3A3A	2x3A	✓	✓	✓	✓		
7,4 kW + 3,7 kW	204.WD21B-T23A	T2+3A	✓	✓	✓	✓		
	204.WD21D-T23A		✓		✓	✓		
	204.WD21E-T23A		✓					
	204.WD21P-T23A		✓	✓				
22 kW + 3,7 kW	204.WD22B-T23A	T2+3A	✓	✓	✓	✓		



For other versions contact [e-mobility@scame.com](mailto:e-mobility@scame.com)



## DUAL WALL BOX ACCESSORIES

	Code	Description
	208.AP12	Metal pole made of galvanised steel for dual Wall Box (WD) Ø 80 mm h=1500 mm
	208.AP22	Fixing plate made of galvanised steel for dual Wall Box (WD)
	208.AP32	Jig made of galvanised metal sheet for horizontal signage 1000x1000 mm
	208.AP33	Spray can of paint for horizontal signage, green 500 ml size

# CHARGING STATIONS

## BE-A WITH FRONT SOCKETS

MODE **3**



The BE-A pillar is distinguished by the innovative front positioning of the charging points, in turn featuring an illuminated frame.

The linear design (by Trussardi+Belloni Design) and powder-coated steel finish offer elegance and sturdiness.

The sockets, equipped with integrated shutters to guarantee an IPXXD protection rating and vandal-proof system allow the plug to be inserted using one hand only, thus facilitating charging operations.

Available in versions BASIC/FREE (free access), PERSONAL/RFID (controlled user access) and WEB/NET (management and control by remote and/or with APP).

### TECHNICAL CHARACTERISTICS

Rated current:	16 A / 32 A / 63 A
Rated voltage:	230 V AC / 400 V AC
Frequency:	50-60 Hz
Insulation voltage:	250 V / 500 V
Protection degree:	IP54
Active parts protection:	IPXXD
Operating ambient temperature:	-30°C to +50°C
Material:	Powder-coated steel
IK grade at 20°C:	IK10
Colour:	BE-Bronze
Installation:	Floor standing
Saline solution:	Resistant
UV rays:	Resistant

### REFERENCE STANDARDS

#### EN 61851-1 (3rd ed.)

Electric vehicle conductive charging system.  
Part 1: General requirements.

#### EN 61439-7

Low-voltage switchgear and controlgear assemblies.  
Part 7: Assemblies for specific applications such as marinas, camping sites, market squares, electric vehicle charging stations.

### STANDARD EQUIPMENT

- adjustable rated current
- DC leakage current detection device
- energy Meter MID
- option for communication with OCPP protocol (for WEB/NET versions)
- "Save unlock" system for operation during a power failure

## DISTINCTIVE ELEMENTS OF BE-A/BE-B SERIES

### TYPE 2 SOCKET WITH SHUTTERS

T2 Sockets with integrated safety shutters (patent no.2685568), mandatory in certain European states.



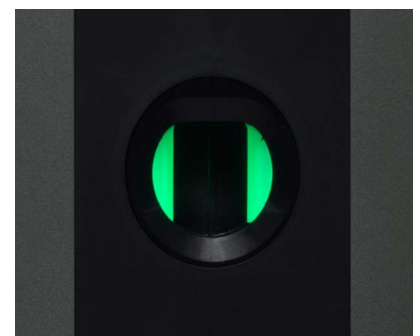
### VANDAL-PROOF SOCKET

T2 Sockets with vandal-proof protection and automatic opening upon insertion of plug



### BRIGHT SOCKET

T2 Sockets with integrated LED to identify status of socket or charging.





The BE-B pillar is distinguished by the side positioning of the charging points, in turn featuring an illuminated frame.

The linear design (by Trussardi+Belloni Design) and powder-coated steel finish offer elegance and sturdiness.

The sockets, equipped with integrated shutters to guarantee an IPXXD protection rating and vandal-proof system allow the plug to be inserted using one hand only, thus facilitating charging operations.

Available in versions BASIC/FREE (free access), PERSONAL/RFID (controlled user access) and WEB/NET (management and control by remote and/or with APP).

## REFERENCE STANDARDS

### EN 61851-1 (3rd ed.)

Electric vehicle conductive charging system.  
Part 1: General requirements.

### EN 61439-7

Low-voltage switchgear and controlgear assemblies.  
Part 7: Assemblies for specific applications such as marinas, camping sites, market squares, electric vehicle charging stations.

## TECHNICAL CHARACTERISTICS

Rated current:	16 A / 32 A / 63 A
Rated voltage:	230 V AC / 400 V AC
Frequency:	50-60 Hz
Insulation voltage:	250 V / 500 V
Protection degree:	IP54
Active parts protection:	IPXXD
Operating ambient temperature:	-30°C to +50°C
Material:	Powder-coated steel
IK grade at 20°C:	IK10
Colour:	BE-Bronze
Installation:	Floor standing
Saline solution:	Resistant
UV rays:	Resistant

## STANDARD EQUIPMENT

- adjustable rated current
- DC leakage current detection device
- energy Meter MID
- option for communication with OCPP protocol (for WEB/NET versions)
- "Save unlock" system for operation during a power failure

## APPLICATION EXAMPLES





# BE-B WITH INTEGRATED CABLE MODE 3



The BE-B pillar includes an integrated spiral cable (tethered) with Type 2 connector.

The linear design (by Trussardi+Belloni Design) enhanced by the large TFT display and powder-coated steel finish, offers elegance and sturdiness.

Ideal for company fleets and car sharing, the BE-B station is equipped with the most modern control systems thanks to the possibility to use the OCPP communication protocol.

Available in versions BASIC/FREE (free access), PERSONAL/RFID (controlled user access) and WEB/NET (management and control by remote and/or with APP).

## TECHNICAL CHARACTERISTICS

Rated current:	16 A / 32 A / 63 A
Rated voltage:	230 V AC / 400 V AC
Frequency:	50-60 Hz
Insulation voltage:	250 V / 500 V
Protection degree:	IP54
Active parts protection:	IPXXD
Operating ambient temperature:	-30°C to +50°C
Material:	Powder-coated steel
IK grade at 20°C:	IK10
Colour:	BE-Bronze
Installation:	Floor standing
Saline solution:	Resistant
UV rays:	Resistant

## REFERENCE STANDARDS

**EN 61851-1 (3rd ed.)**  
Electric vehicle conductive charging system.  
*Part 1: General requirements.*

**EN 61439-7**  
Low-voltage switchgear and controlgear assemblies.  
*Part 7: Assemblies for specific applications such as marinas, camping sites, market squares, electric vehicle charging stations.*

## STANDARD EQUIPMENT

- adjustable rated current
- DC leakage current detection device
- energy Meter MID
- option for communication with OCPP protocol (for WEB/NET versions)
- "Save unlock" system for operation during a power failure

## APPLICATION EXAMPLES



### BE-A PILLARS WITH FRONT SOCKET OUTLET TYPE 2 (T2)



Power	Code	Socket outlet	Display LCD	Display TFT 7"	RCBO	Energy meter MID	Rfid	WiFi	LAN	Router
7,4 kW	205.A33-B0	1xT2	✓		✓	✓	✓			
	205.A59-B0			✓	✓	✓	✓			
	205.A60-B0				✓	✓	✓	✓	✓	
11 kW	205.A33-C0	1xT2	✓		✓	✓	✓			
	205.A59-C0			✓	✓	✓	✓			
	205.A60-C0				✓	✓	✓	✓	✓	
22 kW	205.A33-D0	1xT2	✓		✓	✓	✓			
	205.A59-D0				✓	✓	✓	✓		
	205.A60-D0				✓	✓	✓	✓	✓	

- Versions with TFT display available as of fourth quarter 2020.

For other versions contact [e-mobility@scame.com](mailto:e-mobility@scame.com)

### BE-A PILLARS WITH FRONT SOCKET OUTLETS TYPE 2 (T2)



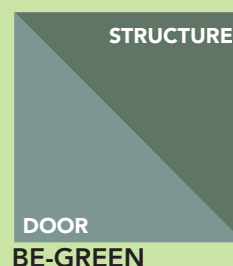
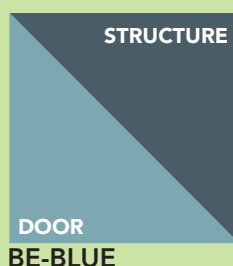
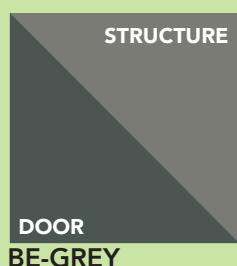
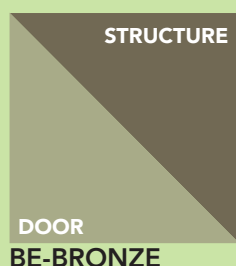
Power	Code	Socket outlet	Display LCD	Display TFT 7"	RCBO	Energy meter MID	Rfid	WiFi	LAN	Router	
7,4 kW+ 7,4 kW	205.A33-BB	2xT2	✓		✓	✓	✓				
	205.A52-BB			✓	✓	✓	✓		✓		
	205.A62-BB			✓		✓	✓	✓	✓	✓	✓
	205.A59-BB				✓	✓	✓	✓			
	205.A67-BB				✓	✓	✓	✓		✓	✓
11 kW+ 11 kW	205.A33-CC	2xT2	✓		✓	✓	✓				
	205.A52-CC			✓	✓	✓	✓		✓		
	205.A62-CC			✓		✓	✓	✓	✓	✓	✓
	205.A59-CC				✓	✓	✓	✓			
	205.A67-CC				✓	✓	✓	✓		✓	✓
22 kW+ 22 kW	205.A33-DD	2xT2	✓		✓	✓	✓				
	205.A52-DD			✓	✓	✓	✓		✓		
	205.A62-DD			✓		✓	✓	✓	✓	✓	✓
	205.A59-DD				✓	✓	✓	✓			
	205.A67-DD				✓	✓	✓	✓		✓	✓

- Versions with TFT display available as of fourth quarter 2020.


For other versions contact [e-mobility@scame.com](mailto:e-mobility@scame.com)

### AVAILABLE COLOURS

#### STANDARD COLOUR




The charging stations are supplied standard in the colour BE-BRONZE.  
Minimum batches of at least 10 pieces can be customised in the other listed colours.

**BE-B PILLARS WITH SIDE SOCKET OUTLETS TYPE 2 (T2)**


Power	Code	Socket outlet	Display LCD	Display TFT 7"	RCBO	Energy meter MID	Rfid	LAN	Router
7,4 kW+ 7,4 kW	205.B33-BB	2xT2	✓		✓	✓	✓		
	205.B52-BB		✓		✓	✓	✓	✓	
	205.B62-BB		✓		✓	✓	✓	✓	✓
	205.B59-BB			✓	✓	✓	✓		
	205.B67-BB			✓	✓	✓	✓	✓	✓
11 kW+ 11 kW	205.B33-CC	2xT2	✓		✓	✓	✓		
	205.B52-CC		✓		✓	✓	✓	✓	
	205.B62-CC		✓		✓	✓	✓	✓	✓
	205.B59-CC			✓	✓	✓	✓		
	205.B67-CC			✓	✓	✓	✓	✓	✓
22 kW+ 22 kW	205.B33-DD	2xT2	✓		✓	✓	✓		
	205.B52-DD		✓		✓	✓	✓	✓	
	205.B62-DD		✓		✓	✓	✓	✓	✓
	205.B59-DD			✓	✓	✓	✓		
	205.B67-DD			✓	✓	✓	✓	✓	✓

- Versions with TFT display available as of fourth quarter 2020.

For other versions contact [e-mobility@scame.com](mailto:e-mobility@scame.com)

**BE-B PILLARS WITH 2 CABLES AND CONNECTOR TETHERED TYPE 2 (T2)**


Power	Code	Connector + cable	Display LCD	Display TFT 7"	RCBO	Energy meter MID	Rfid	LAN	Router
7,4 kW+ 7,4 kW	205.B59-SS	2x 2 m+T2		✓	✓	✓	✓		
	205.B67-SS			✓	✓	✓	✓	✓	✓
11 kW+ 11 kW	205.B59-TT	2x 2 m+T2		✓	✓	✓	✓		
	205.B67-TT			✓	✓	✓	✓	✓	✓
22 kW+ 22 kW	205.B59-UU	2x 2 m+T2		✓	✓	✓	✓		
	205.B67-UU			✓	✓	✓	✓	✓	✓

- Tethered versions available as of first quarter 2021.

For other versions contact [e-mobility@scame.com](mailto:e-mobility@scame.com)

**PERSONALISED LOGO**

Charging stations BE-A, BE-B and BE-B tethered can be personalised with one's own company logo in the indicated area. To request personalisation, the code **209.CU01-A** or **209.CU01-B** must be inserted in the order and a vector file of the company logo must be attached.

N.B. Scame reserves the right not to accept graphic proposals incompatible with the design of its stations.



# CHARGING STATIONS

## CA WITH SIDE SOCKETS

MODE **3**



The CA pillar is a two-sided charging station made of painted steel, which can be equipped with type 2 sockets featuring an exclusive vandal-proof protection system, or type 3A in compliance with the standard IEC/EN 62196-2.

Suitable for electric vehicle charging in "MODE 3" in compliance with standard EN61851-1. Particularly suited to installation in public locations thanks to its user identification and control systems, it also allows use of the OCPP communication protocol. Featuring an IP54 protection rating for high-level protection against dust and water, it offers the possibility to customise the panel, resistant to UVA rays.

### TECHNICAL CHARACTERISTICS

Rated current:	16 A - 32 A - 50 A - 63 A
Rated voltage :	230 V AC / 400 V AC
Frequency:	50-60 Hz
Insulating voltage:	250 V / 500 V
Protection degree:	IP54
Operating ambient temperature:	-30°C to +50°C
Material:	Steel sheet
Glow Wire test:	-
IK grade at 20°C:	IK10
Colour:	Grey
Installation:	Free-standing
Saline solution:	Resistant
UV rays:	Resistant

### REFERENCE STANDARDS

#### EN 61851-1 (3rd ed.)

Electric vehicle conductive charging system.

Part 1: General requirements.

#### EN 61439-7

Low-voltage switchgear and controlgear assemblies.

Part 7: Assemblies for specific applications such as marinas, camping sites, market squares, electric vehicle charging stations.

### STANDARD EQUIPMENT

- adjustable rated current
- DC leakage current detection device
- option for communication with OCPP protocol (for WEB/NET versions)
- "Save unlock" system for operation during a power failure
- led status indicator
- customizable panel
- high visibility led on the head

## FEATURES




### ONE HAND SYSTEM

With the special ONE HAND SYSTEM, accessing the charge becomes even simpler because you only need one hand to insert the connector in the socket, leaving your other hand free for other operations, such as accessing the charging station with a card or smartphone or for anything else you need to do.



### CA PILLARS WITH 1 SOCKET OUTLET TYPE 2 (T2)




Power	Code	Socket outlet	DC Leakage	RCBO	Energy meter	Rfid	LAN	Router
7 kW	204.CA11E-T2	1xT2	✓					
	204.CA11B-T2		✓	✓	✓	✓		
	204.CA11B-T2A		✓	✓	✓	✓	✓	
	204.CA11B-T2EV*			✓	✓	✓	✓	
11 kW	204.CA16B-T2	1xT2	✓	✓	✓	✓		
	204.CA16B-T2E		✓	✓	✓	✓	✓	✓
	204.CA16B-T2MA		✓	✓	✓ <sup>M</sup>	✓	✓	
	204.CA16C-T2		✓	✓		✓		
	204.CA16M-T2		✓	✓	✓			
22 kW	204.CA13B-T2	1xT2	✓	✓	✓	✓		
	204.CA13B-T2A		✓	✓	✓	✓	✓	
	204.CA13B-T2E		✓	✓	✓	✓	✓	✓
	204.CA13B-T2EV*			✓	✓	✓	✓	
	204.CA13P-T2		✓	✓				

- (\*) EV Ready 1.4 certificate  
 - <sup>M</sup> Energy meter MID

For other versions contact [e-mobility@scame.com](mailto:e-mobility@scame.com)

### CA PILLARS WITH 1 CABLE AND CONNECTOR TETHERED TYPE 2 (T2)



Power	Code	Connector + cable	DC Leakage	RCBO	Energy meter	Rfid	LAN	Router
44 kW	204.CA13R-T26	2 m+T2	✓	✓	✓	✓		

For other versions contact [e-mobility@scame.com](mailto:e-mobility@scame.com)

### CUSTOMISATIONS

The CA pillar can be customised with personal graphics, modifying the inclusive section between the display and led indicator.

For customisation, it is necessary to add the code **209.CU01-CA** to the order and attach a vector file containing the necessary data for the development of the graphics.

N.B. Scame reserves the right not to accept proposed graphics that are deemed inappropriate.



CA PILLARS WITH 2 SOCKET OUTLETS TYPE 2 (T2)



Power	Code	Socket outlets	DC Leakage	RCBO	Energy meter	Rfid	LAN	Router
7,4 kW + 7,4 kW	204.CA21E-T2T2	2xT2	✓					
	204.CA21B-T2T2		✓	✓	✓	✓		
	204.CA21B-T2T2M		✓	✓	✓ <sup>M</sup>	✓		
	204.CA21B-T2T2A		✓	✓	✓	✓	✓	
	204.CA21B-T2T2MA		✓	✓	✓ <sup>M</sup>	✓	✓	
	204.CA21B-T2T2E		✓	✓	✓	✓	✓	✓
	204.CA21F-T2T2		✓			✓		
	204.CA21B-T2T2EV*			✓	✓	✓		
	204.CA21D-T2T2ME		✓		✓ <sup>M</sup>	✓	✓	✓
	204.CA21P-T2T2		✓	✓				
11 kW + 11 kW	204.CA26D-T2T2	2xT2	✓		✓	✓		
	204.CA26F-T2T2		✓			✓		
	204.CA26B-T2T2A		✓	✓	✓	✓	✓	
	204.CA26B-T2T2E		✓	✓	✓	✓	✓	✓
22 kW + 7,4 kW	204.CA22E-T2T2	2xT2	✓					
	204.CA22B-T2T2EV*			✓	✓	✓		
	204.CA22B-T2T2		✓	✓	✓	✓		
	204.CA22C-T2T2		✓	✓		✓		
22 kW + 22 kW	204.CA23E-T2T2	2xT2	✓					
	204.CA23D-T2T2E		✓		✓	✓	✓	✓
	204.CA23D-T2T2M		✓		✓ <sup>M</sup>	✓		
	204.CA23B-T2T2		✓	✓	✓	✓		
	204.CA23B-T2T2A		✓	✓	✓	✓	✓	
	204.CA23B-T2T2E		✓	✓	✓	✓	✓	✓
	204.CA23B-T2T2EV*			✓	✓	✓		
	204.CA23B-T2T2M		✓	✓	✓ <sup>M</sup>	✓		
204.CA23B-T2T2MA	✓	✓	✓ <sup>M</sup>	✓	✓			

- (\*) EV Ready 1.4 certificate  
- <sup>M</sup> Energy meter MID

For other versions contact [e-mobility@scame.com](mailto:e-mobility@scame.com)

CA PILLARS WITH 2 CABLES AND CONNECTORS TETHERED TYPE 1 (T1) OR TYPE 2 (T2)



Power	Code	Connector + cable	DC Leakage	RCBO	Energy meter	Rfid	LAN	Router
3,7 kW + 3,7 kW	204.CA21R-T11T11	2x 2 m+T1	✓	✓	✓	✓		
	204.CA21R-T21T21	2x 2 m+T2	✓	✓	✓	✓		
7,4 kW + 7,4 kW	204.CA21R-T23T23	2x 2 m+T2	✓	✓	✓	✓		
22 kW + 22 kW	204.CA23R-T24T24	2x 2 m+T2	✓	✓	✓	✓		
44 kW + 44 kW	204.CA23R-T26T26	2x 2 m+T2	✓	✓	✓	✓		

For other versions contact [e-mobility@scame.com](mailto:e-mobility@scame.com)

**CA PILLARS WITH WITH 4 SOCKET OUTLETS TYPE 2 (T2)**


Power	Code	Socket outlets	DC Leakage	RCBO	Energy meter	Rfid	LAN	Router
4x7,4 kW	204.CA41B-003	4xT2	✓	✓	✓	✓	✓	
	204.CA41E-003		✓					

 For other versions contact [e-mobility@scame.com](mailto:e-mobility@scame.com)
**CA PILLARS WITH TYPE 3A SOCKET OUTLET OR WITH TYPE 3A AND TYPE T2 SOCKET OUTLET (T2)**


Power	Code	Socket outlets	DC Leakage	RCBO	Energy meter	Rfid	LAN	Router
3,7 kW + 3,7 kW	204.CA21B-3A3A	3A+3A	✓	✓	✓	✓		
	204.CA21B-T23A		✓	✓	✓	✓		
7,4 kW + 3,7 kW	204.CA21B-T23AA	T2+3A	✓	✓	✓	✓	✓	
	204.CA21B-T23AM		✓	✓	✓ <sup>M</sup>	✓		
	204.CA21P-T23A		✓	✓				
22 kW + 3,7 kW	204.CA22E-T23A	T2+3A	✓					
	204.CA22B-T23A		✓	✓	✓	✓		
	204.CA22B-T23AA		✓	✓	✓	✓	✓	
	204.CA22B-T23AMA		✓	✓	✓ <sup>M</sup>	✓	✓	
	204.CA22B-T23AE		✓	✓	✓	✓	✓	✓

- (\*) EV Ready 1.4 certificate

 - <sup>M</sup> Energy meter MID

 For other versions contact [e-mobility@scame.com](mailto:e-mobility@scame.com)
**CA PILLARS WITH 4 SOCKET OUTLETS TYPE 3A AND TYPE 2 (T2)**


Power	Code	Socket outlets	DC Leakage	RCBO	Energy meter	Rfid	LAN	Router
2x3,7 kW +2x7,4 kW	204.CA41B-002	2xT2+	✓	✓	✓	✓		
	204.CA41B-002A	2x3A	✓	✓	✓	✓	✓	
2x3,7 kW +2x22 kW	204.CA42B-001	2xT2+ 2x3A	✓	✓	✓	✓		
	204.CA42B-001A		✓	✓	✓	✓	✓	
	204.CA42B-001M		✓	✓	✓ <sup>M</sup>	✓		
	204.CA42B-001MA		✓	✓	✓ <sup>M</sup>	✓	✓	

 - <sup>M</sup> Energy meter MID

 For other versions contact [e-mobility@scame.com](mailto:e-mobility@scame.com)

# CHARGING STATIONS

## CB WITH SIDE SOCKETS

MODE 3



The CB pillar is a two-sided charging station made of stainless steel, which can be equipped with type 2 sockets featuring an exclusive vandal-proof protection system, or type 3A in compliance with the standard IEC/EN 62196-2. Suitable for electric vehicle charging in "MODE 3" in compliance with standard EN61851-1. Particularly suited to installation in public locations thanks to its user identification and control systems, it also allows use of the OCPP communication protocol. Featuring an IP54 protection rating for high-level protection against dust and water, it also offers high-level protection against corrosion.

### TECHNICAL CHARACTERISTICS

Rated current:	32 A – 63 A
Rated voltage:	400 V AC
Frequency:	50-60 Hz
Insulation voltage:	500 V
Protection degree:	IP54
Operating ambient temperature:	-30°C to +50°C
Material:	AISI 304 steel
Glow Wire test:	-
IK grade at 20°C:	IK10
Colour:	Satin-finished
Installation:	Free standing
Saline solution:	Resistant
UV rays:	Resistant

### REFERENCE STANDARDS


EN 61851-1 (3rd ed.)  
Electric vehicle conductive charging system.  
*Part 1: General requirements.*

EN 61439-7  
Low-voltage switchgear and controlgear assemblies.  
*Part 7: Assemblies for specific applications such as marinas, camping sites, market squares, electric vehicle charging stations.*

### STANDARD EQUIPMENT

- adjustable rated current
- DC leakage current detection device
- option for communication with OCPP protocol (for WEB/NET versions)
- 2-line display
- "Save unlock" system for operation during a power failure
- led status indicator

## APPLICATION EXAMPLES



**CB PILLARS WITH 2 SOCKET OUTLETS TYPE 2 (T2)**


Power	Code	Socket outlets	DC Leakage	RCBO	Energy meter	Rfid	LAN	Router
	204.CB21B-T2T2		✓	✓	✓	✓		
7,4 kW + 7,4 kW	204.CB21B-T2T2A	2xT2	✓	✓	✓	✓	✓	
	204.CB21B-T2T2EV*			✓	✓	✓		
22 kW + 22 kW	204.CB23B-T2T2	2xT2	✓	✓	✓	✓		
	204.CB23B-T2T2EV*			✓	✓	✓		

- (\*) EV Ready 1.4 certificate

For other versions contact [e-mobility@scame.com](mailto:e-mobility@scame.com)






**CB PILLARS WITH SOCKET OUTLET TYPE 3A ONLY OR TYPE 3A AND TYPE 2 (T2)**


Power	Code	Socket outlets	DC Leakage	RCBO	Energy meter	Rfid	LAN	Router
3,7 kW + 3,7 kW	204.CB21B-3A3A	2x3A	✓	✓	✓	✓		
7,4 kW + 3,7 kW	204.CB21B-T23A	T2+3A	✓	✓	✓	✓		

For other versions contact [e-mobility@scame.com](mailto:e-mobility@scame.com)



BE-A, BE-B, CA, CB PILLARS ACCESSORIES

	Code	Description
	208.AP23	Mounting/fixing plate grey
	208.AP33	Spray can of paint for horizontal signage, green 500 ml size
	208.AP32	Jig made of galvanized metal sheet for horizontal signage 1000x1000 mm
	208.CARD 208.CARD-W 208.PROG	User card with HF technology White user card User card programmer with HF technology
	208.ROUTER	Wi-Fi/4G router pre-configured for connection to the local server (technical assistance excluded) (SIM data, data traffic, VPN service, if any, excluded)



E-Bike solutions can be developed using CA pillars or UB consumer units.

The UB E-Bike consumer unit is developed using a thermoplastic material and boasts high resistance to UVA rays and high-level protection against dust and water.

The "UB E-Bike" consumer unit with controller board can be equipped with local (RFID) or remote (using Smartphones and dedicated APPs) user identification and authorisation systems, through their integration in control systems with OCPP communication protocol.

Suitable for wall-mounting, it can also be accessorised with a pole support and mounting plate, perfect for assembly in outdoor locations.

Use of this station is allowed only in locations where "MODE 3" electric vehicle charging is not mandatory.

#### TECHNICAL CHARACTERISTICS

Rated current:	16 A / 32 A
Rated voltage:	230 V AC / 400 V AC
Frequency:	50-60 Hz
Insulation voltage:	250 V / 500 V
Protection degree:	IP54(*)
Active parts protection:	IPXXD
Operating ambient temperature:	-25°C to +40°C
Material:	Technopolymer
Glow Wire test:	650°C
IK grade at 20°C:	IK08
Colour:	Anthracite
Installation:	Wall-mounted
Saline solution:	Resistant
UV rays:	Resistant

- (\*) IP66 only for 204.UB41S-EB

#### REFERENCE STANDARDS

##### EN 61851-1 (3rd ed.)

Electric vehicle conductive charging system.  
Part 1: General requirements.

##### EN 61439-7

Low-voltage switchgear and controlgear assemblies.  
Part 7: Assemblies for specific applications such as marinas, camping sites, market squares, electric vehicle charging stations.

## APPLICATION EXAMPLES



## E-BIKE UB SWITCHBOARDS



Power	Code	Socket outlets	RCBO	Energy meter	Plug latching system	Rfid	LAN
4x 3,7 kW	204.UB41S-EB	4xUNEL	✓				
3,7 kW	204.UB11B-EB	1xUNEL	✓	✓	✓	✓	
	204.UB11B-EBA		✓	✓	✓	✓	✓
3,7 kW + 3,7 kW	204.UB21B-EB	2xUNEL	✓	✓	✓	✓	
	204.UB21B-EBA		✓	✓	✓	✓	✓

For other versions contact [e-mobility@scame.com](mailto:e-mobility@scame.com)

## E-BIKE CA PILLARS WITH 1 SOCKET OUTLET



Power	Code	Socket outlets	DC Leakage	RCBO	Energy meter	Rfid	LAN	Router
3,7 kW	204.CA11B-UN	1xUNEL		✓	✓	✓		
	204.CA11D-UN				✓	✓		

For other versions contact [e-mobility@scame.com](mailto:e-mobility@scame.com)

## E-BIKE CA PILLARS WITH 2 OR 4 SOCKET OUTLETS



Power	Code	Socket outlets	DC Leakage	RCBO	Energy meter	Rfid	LAN	Router
3,7 kW + 3,7 kW	204.CA21P-UNUN	2xUNEL		✓				
	204.CA21B-UNUN			✓	✓	✓		
	204.CA21B-UNUNA			✓	✓	✓	✓	
4x 3,7 kW	204.CA41B-004	4xUNEL		✓	✓	✓		

For other versions contact [e-mobility@scame.com](mailto:e-mobility@scame.com)

## ACCESSORIES

Code	Description	Code	Description
654.0654	Plate with protection roof	654.0650	Metal pole made of galvanised steel Ø 80 mm h=1250 mm

# CORD SET

# MODE 3



The cord-set is used to connect the vehicle to the charging station. It consists of a plug for infrastructure-side connection, a connector (movable socket) for the vehicle side, a cable with adequate cross-section and polarity suited to mobile use, particularly resistant to operating conditions.

Compared to case A (cord-set fixed to the vehicle) and case C (cord-set fixed to the charging station), case B is the more versatile one thanks to the compatibility that can be achieved between the various standards in use today in the international scenario of connections.

### TECHNICAL CHARACTERISTICS

Rated current:	16 A / 20 A / 32 A
Rated voltage:	200-250 V AC / 380-480 V AC
Frequency:	50-60 Hz
Insulation voltage:	250 V / 500 V
Protection degree:	IP44
Operating temperature:	-30°C to +50°C
Material:	Technopolymer
Saline solution:	Resistant
UV rays:	Resistant

### REFERENCE STANDARDS

#### EN 62196-1

Plugs, socket-outlets, vehicle connectors and vehicle inlets.  
Conductive charging of electric vehicles.  
*Part 1: General requirements.*

#### EN 62196-2

Plugs, socket-outlets, vehicle connectors and vehicle inlets. Conductive charging of electric vehicles.  
*Part 2: Dimensional compatibility and interchangeability requirements for a.c. pin and contact-tube accessories.*



















#### EN 50620

Electric cables. Charging cables for electric vehicles

### CABLE

Rated voltage:	450 / 750 V
Wire insulation/sheath:	PUR
Maximum temperature:	+90°C

**CORD SET**

Length	Code	Charging station	Cable characteristics	Electric vehicle (inlet)
5 m 8 m	201.CS2111-5 201.CS2111-8	 Type 2 3,7 kW 1P+N+PE 20A	3 x 2,5 mm <sup>2</sup> + 1 x 0,5 mm <sup>2</sup>	 Type 1 3,7 kW 1P+N+PE 20A
5 m 8 m	201.CS2121-5 201.CS2121-8	 Type 2 3,7 kW 1P+N+PE 20A	3 x 2,5 mm <sup>2</sup> + 1 x 0,5 mm <sup>2</sup>	 Type 2 3,7 kW 1P+N+PE 20A
5 m 8 m	201.CSA111-5 201.CSA111-8	 Type 3A 3,7 kW 1P+N+PE 20A	3 x 2,5 mm <sup>2</sup> + 1 x 0,5 mm <sup>2</sup>	 Type 1 3,7 kW 1P+N+PE 20A
5 m 8 m	201.CSA121-5 201.CSA121-8	 Type 3A 3,7 kW 1P+N+PE 20A	3 x 2,5 mm <sup>2</sup> + 1 x 0,5 mm <sup>2</sup>	 Type 2 3,7 kW 1P+N+PE 20A
5 m 8 m	201.CSA1A1-5 201.CSA1A1-8	 Type 3A 3,7 kW 1P+N+PE 16A	3 x 2,5 mm <sup>2</sup> + 1 x 0,5 mm <sup>2</sup>	 Type 3A 3,7 kW 1P+N+PE 16A
Length	Code	Charging station	Cable characteristics	Electric vehicle (inlet)
5 m 8 m	201.CS2313-5 201.CS2313-8	 Type 2 7,4 kW 1P+N+PE 32A	3 x 6 mm <sup>2</sup> + 1 x 0,5 mm <sup>2</sup>	 Type 1 7,4 kW 1P+N+PE 32A
5 m 8 m	201.CS2323-5 201.CS2323-8	 Type 2 7,4 kW 1P+N+PE 32A	3 x 6 mm <sup>2</sup> + 1 x 0,5 mm <sup>2</sup>	 Type 2 7,4 kW 1P+N+PE 32A
Length	Code	Charging station	Cable characteristics	Electric vehicle (inlet)
5 m 8 m	201.CS2424-5 201.CS2424-8	 Type 2 22 kW 3P+N+PE 32A	5 x 6 mm <sup>2</sup> + 1 x 0,5 mm <sup>2</sup>	 Type 2 22 kW 3P+N+PE 32A
5 m 8 m	201.CSC424-5 201.CSC424-8	 Type 3C 22 kW 3P+N+PE 32A	5 x 6 mm <sup>2</sup> + 1 x 0,5 mm <sup>2</sup>	 Type 2 22 kW 3P+N+PE 32A





ZP01106-GB-2



8 0 0 1 6 3 6 4 1 5 8 7 1



**ScameOnLine**  
www.scame.com  
e-mobility.scame.com  
e-mobility@scame.com

**SCAME PARRE S.p.A.**  
VIA COSTA ERTA, 15  
**24020 PARRE (BG) ITALY**  
TEL. +39 035 705000  
FAX +39 035 703122

