



BE-A SERIES
BE-B SERIES

CHARGING STATIONS



CHARGING STATIONS

BE-A WITH FRONT SOCKETS

MODE 3



The BE-A pillar is distinguished by the innovative front positioning of the charging points, in turn featuring an illuminated frame.

The linear design (by Trussardi+Belloni Design) and powder-coated steel finish offer elegance and sturdiness.

The sockets, equipped with integrated shutters to guarantee an IPXXD protection rating and vandal-proof system allow the plug to be inserted using one hand only, thus facilitating charging operations.

Available in versions BASIC/FREE (free access), PERSONAL/RFID (controlled user access) and WEB/NET (management and control by remote and/or with APP).

TECHNICAL CHARACTERISTICS

Rated current:	16 A / 32 A
Rated voltage:	230 V AC / 400 V AC
Frequency:	50-60 Hz
Insulation voltage:	250 V / 500 V
Protection degree:	IP54
Active parts protection:	IPXXD
Operating ambient temperature:	-30°C +50°C
Material:	Powder-coated steel
IK grade at 20°C:	IK10
Colour:	BE-Bronze
Installation:	Floor standing
Saline solution:	Resistant
UV rays:	Resistant

REFERENCE STANDARDS

IEC/EN 61851-1
Electric vehicle conductive charging system.
Part 1: General requirements.

IEC/EN 61439-7
Low-voltage switchgear and control gear assemblies.
Part 7: Assemblies for specific applications such as marinas, camping sites, market squares, electric vehicle charging stations.

STANDARD EQUIPMENT

- adjustable rated current
- DC leakage current detection device
- energy Meter MID
- option for communication with OCPP protocol (for WEB/NET versions)
- "Save unlock" system for operation during a power failure

DISTINCTIVE ELEMENTS OF BE-A/BE-B SERIES

TYPE 2 SOCKET WITH SHUTTERS

T2 Sockets with integrated safety shutters (patent no.2685568), mandatory in certain European states.




VANDAL-PROOF SOCKET

T2 Sockets with vandal-proof protection and automatic opening upon insertion of plug



BRIGHT SOCKET

T2 Sockets with integrated LED to identify status of socket or charging.



BE-B WITH SIDE SOCKETS

MODE 3



The BE-B pillar is distinguished by the side positioning of the charging points, in turn featuring an illuminated frame.

The linear design (by Trussardi+Belloni Design) and powder-coated steel finish offer elegance and sturdiness.

The sockets, equipped with integrated shutters to guarantee an IPXXD protection rating and vandal-proof system allow the plug to be inserted using one hand only, thus facilitating charging operations.

Available in versions BASIC/FREE (free access), PERSONAL/RFID (controlled user access) and WEB/NET (management and control by remote and/or with APP).

REFERENCE STANDARDS

IEC/EN 61851-1

Electric vehicle conductive charging system.
Part 1: General requirements.

IEC/EN 61439-7

Low-voltage switchgear and control gear assemblies.
Part 7: Assemblies for specific applications such as marinas, camping sites, market squares, electric vehicle charging stations.

TECHNICAL CHARACTERISTICS

Rated current:	16 A / 32 A
Rated voltage:	230 V AC / 400 V AC
Frequency:	50-60 Hz
Insulation voltage:	250 V / 500 V
Protection degree:	IP54
Active parts protection:	IPXXD
Operating ambient temperature:	-30°C +50°C
Material:	Powder-coated steel
IK grade at 20°C:	IK10
Colour:	BE-Bronze
Installation:	Floor standing
Saline solution:	Resistant
UV rays:	Resistant

STANDARD EQUIPMENT

- adjustable rated current
- DC leakage current detection device
- energy Meter MID
- option for communication with OCPP protocol (for WEB/NET versions)
- "Save unlock" system for operation during a power failure

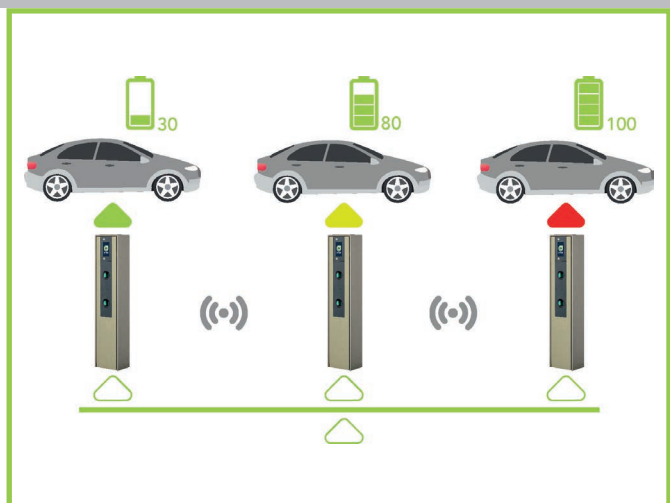
LOAD BALANCING

The Load Balancing system allows the available power to be distributed across multiple charging points.

The Scame Load Balancing system, by distributing the available power based on the number of electric vehicles being simultaneously charged, proves optimal in cases where there are multiple charging points, but limited power. This allows the possibility to reduce the initial investment, while at the same time increase the number of available charging stations.

The Load Balancing system can be added to any Scame charging station configured in WEB/NET mode and can manage up to 16 charging points with the Master/Slave function.

The product code to order the software is **209.LB01**.



CHARGING STATIONS

BE-B WITH INTEGRATED CABLE MODE 3



The BE-B pillar includes an integrated spiral cable (tethered) with Type 2 connector.

The linear design (by Trussardi+Belloni Design) enhanced by the large TFT display and powder-coated steel finish, offers elegance and sturdiness.

Ideal for company fleets and car sharing, the BE-B station is equipped with the most modern control systems thanks to the possibility to use the OCPP communication protocol.

Available in versions BASIC/FREE (free access), PERSONAL/RFID (controlled user access) and WEB/NET (management and control by remote and/or with APP).

REFERENCE STANDARDS

IEC/EN 61851-1

Electric vehicle conductive charging system.
Part 1: General requirements.

IEC/EN 61439-7

Low-voltage switchgear and control gear assemblies.
Part 7: Assemblies for specific applications such as marinas, camping sites, market squares, electric vehicle charging stations.

TECHNICAL CHARACTERISTICS

Rated current:	16 A / 32 A
Rated voltage:	230 V AC / 400 V AC
Frequency:	50-60 Hz
Insulation voltage:	250 V / 500 V
Protection degree:	IP54
Active parts protection:	IPXXD
Operating ambient temperature:	-30°C +50°C
Material:	Powder-coated steel
IK grade at 20°C:	IK10
Colour:	BE-Bronze
Installation:	Floor standing
Saline solution:	Resistant
UV rays:	Resistant

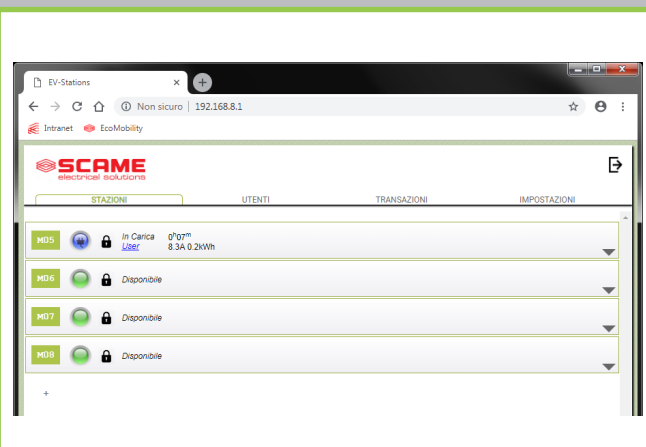
STANDARD EQUIPMENT

- adjustable rated current
- DC leakage current detection device
- energy Meter MID
- option for communication with OCPP protocol (for WEB/NET versions)
- "Save unlock" system for operation during a power failure

MANAGEMENT SYSTEM

Scame charging stations can be monitored and managed by remote thanks to the Management System, supplied standard in all WEB/NET mode stations. It can manage up to 16 charging points with the Master/Slave function.


The Management System can be configured in a closed local area network, does not require the installation of any software and can be managed directly by the administrator, using their own browser to connect to the supplied IP address, or can be connected to external control systems thanks to the OCPP communication protocol.



MODE

The BE-A and BE-B charging stations by Scame can be configured in 3 modes: BASIC/FREE, PERSONAL/RFID and WEB/NET. Each mode is specific to the different environments and needs of each user.

BASIC/FREE



The BASIC/FREE mode is ideal for installation in environments that don't require controlled access insofar as use is normally limited to just a few people, who are almost always the owners of the vehicle, or places where access is already regulated by other systems and where charging can be freely accessed.

Stations configured in the BASIC/FREE version can be used in the "Slave" function, connected to Scame stations configured in the WEB/NET version, which perform the "Master" function.

PERSONAL/RFID



The PERSONAL/RFID mode is suitable for installation in all places requiring controlled access insofar as use is not normally limited exclusively to the owners of the vehicle, but rather extends to a greater number of users, or in cases where access to the charging stations needs to be monitored and regulated.

The display allows the viewing of both instantaneous and total consumption.

Stations configured in the PERSONAL/RFID mode can be used in the "Slave" function, connecting them to Scame stations configured in the WEB/NET version, which perform the "Master" function.

WEB/NET



With the WEB/NET mode, in domestic applications access can be controlled through a smartphone APP thanks to the Wi-Fi Hotspot function, while in public areas, with systems composed of multiple stations, access can be controlled by authenticating the user, not only through the card but also through the APP and/or more complex remote control systems using the OCPP communication protocol.

WEB/NET stations perform a "Master" function and can also manage and control other stations configured in BASIC/FREE and/or PERSONAL/RFID mode.

BE-A SERIES PILLAR WITH FRONT SOCKET



Power	Code	Socket outlet	Display LCD	Display TFT 7"	RCBO	Energy meter MID	Rfid	WiFi	LAN	Router
7,4 kW	205.A33-B0	1xType 2	✓		✓	✓	✓			
	205.A59-B0			✓	✓	✓	✓			
	205.A60-B0			✓	✓	✓	✓	✓		
11 kW	205.A33-C0	1xType 2	✓		✓	✓	✓			
	205.A59-C0			✓	✓	✓	✓			
	205.A60-C0			✓	✓	✓	✓	✓		
22 kW	205.A33-D0	1xType 2	✓		✓	✓	✓			
	205.A59-D0			✓	✓	✓	✓			
	205.A60-D0			✓	✓	✓	✓	✓		

- Versions with TFT display available as of first quarter 2020.

For other versions contact e-mobility@scame.com

BE-A SERIES PILLAR WITH FRONT SOCKETS



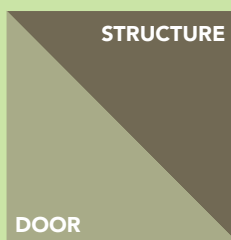
Power	Code	Socket outlet	Display LCD	Display TFT 7"	RCBO	Energy meter MID	Rfid	WiFi	LAN	Router
7,4 kW+ 7,4 kW	205.A33-BB	2xType 2	✓		✓	✓	✓			
	205.A52-BB		✓		✓	✓		✓		
	205.A62-BB		✓		✓	✓	✓	✓	✓	✓
	205.A59-BB			✓	✓	✓	✓	✓	✓	
	205.A67-BB			✓	✓	✓	✓	✓	✓	✓
11 kW+ 11 kW	205.A33-CC	2xType 2	✓		✓	✓	✓			
	205.A52-CC		✓		✓	✓		✓		
	205.A62-CC		✓		✓	✓	✓	✓	✓	✓
	205.A59-CC			✓	✓	✓	✓	✓	✓	
	205.A67-CC			✓	✓	✓	✓	✓	✓	✓
22 kW+ 22 kW	205.A33-DD	2xType 2	✓		✓	✓	✓			
	205.A52-DD		✓		✓	✓		✓		
	205.A62-DD		✓		✓	✓	✓	✓	✓	✓
	205.A59-DD			✓	✓	✓	✓	✓	✓	
	205.A67-DD			✓	✓	✓	✓	✓	✓	✓

- Versions with TFT display available as of first quarter 2020.

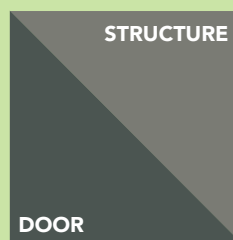
For other versions contact e-mobility@scame.com

AVAILABLE COLOURS

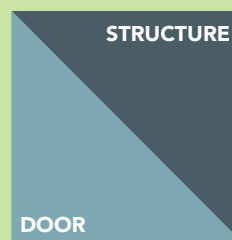
STANDARD COLOUR



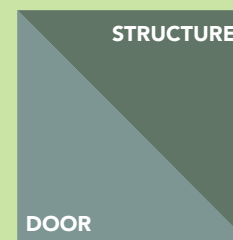
BE-BRONZE



BE-GREY



BE-BLUE



BE-GREEN

The charging stations are supplied standard in the colour BE-BRONZE.
Minimum batches of at least 10 pieces can be customised in the other listed colours.

BE-B SERIES PILLAR WITH SIDE SOCKETS

Power	Code	Socket outlet	Display LCD	Display TFT 7"	RCBO	Energy meter MID	Rfid	LAN	Router
7,4 kW+ 7,4 kW	205.B33-BB	2xType 2	✓		✓	✓	✓		
	205.B52-BB		✓		✓	✓	✓	✓	
	205.B62-BB		✓		✓	✓	✓	✓	✓
	205.B59-BB			✓	✓	✓	✓	✓	
	205.B67-BB			✓	✓	✓	✓	✓	✓
11 kW+ 11 kW	205.B33-CC	2xType 2	✓		✓	✓	✓		
	205.B52-CC		✓		✓	✓	✓	✓	
	205.B62-CC		✓		✓	✓	✓	✓	✓
	205.B59-CC			✓	✓	✓	✓	✓	
	205.B67-CC			✓	✓	✓	✓	✓	✓
22 kW+ 22 kW	205.B33-DD	2xType 2	✓		✓	✓	✓		
	205.B52-DD		✓		✓	✓	✓	✓	
	205.B62-DD		✓		✓	✓	✓	✓	✓
	205.B59-DD			✓	✓	✓	✓	✓	
	205.B67-DD			✓	✓	✓	✓	✓	✓

- Versions with TFT display available as of first quarter 2020.

For other versions contact e-mobility@scame.com

BE-B SERIES PILLAR WITH INTEGRATED CABLE

Power	Code	Connector	Display LCD	Display TFT 7"	RCBO	Energy meter MID	Rfid	LAN	Router
7,4 kW+ 7,4 kW	205.B59-SS	2xType 2		✓	✓	✓	✓	✓	
	205.B67-SS			✓	✓	✓	✓	✓	
11 kW+ 11 kW	205.B59-TT	2xType 2		✓	✓	✓	✓	✓	
	205.B67-TT			✓	✓	✓	✓	✓	✓
22 kW+ 22 kW	205.B59-UU	2xType 2		✓	✓	✓	✓	✓	
	205.B67-UU			✓	✓	✓	✓	✓	✓

- Tethered versions available as of second quarter 2020.

For other versions contact e-mobility@scame.com

PERSONALISED LOGO

BE-A

BE-B

BE-B TETHERED

Charging stations BE-A, BE-B and BE-B tethered can be personalised with one's own company logo in the indicated area. To request personalisation, the code **209.CU01-BEA** or **209.CU01-BEB** must be inserted in the order and a vector file of the company logo must be attached. N.B. Scame reserves the right not to accept graphic proposals incompatible with the design of its stations.

ANCHOR PLATE

For buried solutions, kit **208.AP23** can be ordered separately as an optional.





ScameOnLine
www.scame.com
e-mobility.scame.com
e-mobility@scame.com

SCAME PARRE S.p.A.
VIA COSTA ERTA, 15
24020 PARRE (BG) ITALY
TEL. +39 035 705000
FAX +39 035 703122

