

BE-T SERIES





BE-T Series

BE-T is a range of wall boxes for AC charging equipped with a 7,4kW or 22kW Type 2 socket with integrated shutters or with an integrated cable with Type 2 connector. The user interface is guaranteed by an LCD display or by means of a dedicated APP.


Available in the simplest "plug and play" mode or with access reserved for authorized users only, BE-T charging stations can, depending on the version, also be managed through Scame's proprietary Management System, or they can be connected to an external E-Mobility Service Provider via standard OCPP communication protocol.

Made of halogen-free thermoplastic materials and with a powder-coated aluminum frame, they are characterized by clean and essential lines by Trussardi+Belloni Design and by the possibility of graphically customizing the front panel.

technical sheet p. 10

Technical information

Main characteristics




Type 2 socket with shutters (T2S)

Scame patented type 2 socket outlet integrates a mechanical protection system (known as shutters) that elevate the safety standard to IPXXD. T2S, simply safer

- 01** User interface via dedicated APP or LCD display
- 02** RFID reader for user authentication
- 03** Connectivity via Ethernet-WiFi-2/3/4G
- 04** Protections compartment

- 05** Possibility of graphic customization of the front panel through 4 standard variants (Metal, Stone, Textile, Wood) or full custom
- 06** Structure in powder-coated aluminium
- 07** Charging status LED indicator

BE logo



Within the vast offer of Scame Parre, the BE logo, alongside the institutional one, identifies and characterizes the line of products intended for electric vehicles recharging.

By exhibiting it, the stations, the charging cables and the related components are the bearers of over twenty years of company experience in the e-mobility sector, going back to 1999 the presentation by Scame Parre of the first connector specifically designed for this application.

Above all, however, they convey the message behind the logo itself: "Be Eco".

An invitation to embrace a concept of sustainable mobility as an integrated part of a lifestyle that respects man and the environment, rather than a recognition for those who have already done so by choosing one of our products.

A logo in the form of a stylized leaf that, almost resting on the product, leaves an indelible mark on it, adding another chapter to the story of passion, sustainability and innovation from that of Scame.

Application examples





Load balancing

Scame Load Balancing system proves essential in cases where there are multiple charging points, but not enough power to feed all of them simultaneously at their maximum rated power.

By activating this feature, an option will be available in Scame local Management System and it will be possible to allocate a maximum total current threshold for a Master/Satellite system architecture.

In case the charging stations exceed this limit, the Master station will democratically balance the power output of the entire system architecture allowing all vehicles to keep recharging but at a lower current value. Scame Load Balancing feature can be active even if the charging stations are managed by an external E-Mobility Service Provider.



Management system

Scame charging stations can be monitored and managed remotely either via Scame local Management System or they can be connected to an external E-Mobility Service Provider via OCPP standard communication protocol.

SCAME LOCAL MANAGEMENT SYSTEM

Scame charging stations can be monitored and managed remotely via Scame proprietary Management System. The proprietary software is embedded in all Web/Net mode charging stations, is licence free and manages 1 or up to 16 charging points when organized in a Master/Satellite system architecture, if supported.

Scame Management System must be configured in a local area network and does not require any additional software installation as access to the Management System is performed with credentials via LAN IP address. Scame Management System provides full control over and allows a comprehensive set of actions and information on the system such as charging point status, live charging session data, management of authorized users list, data consumption monitoring, search/filter/download all transactions, start/stop/resume transactions, limitation of the available power per socket outlet, reboot of the system, the firmware update and much more.

Information relayed to the Management System depends on the charging stations' equipment.

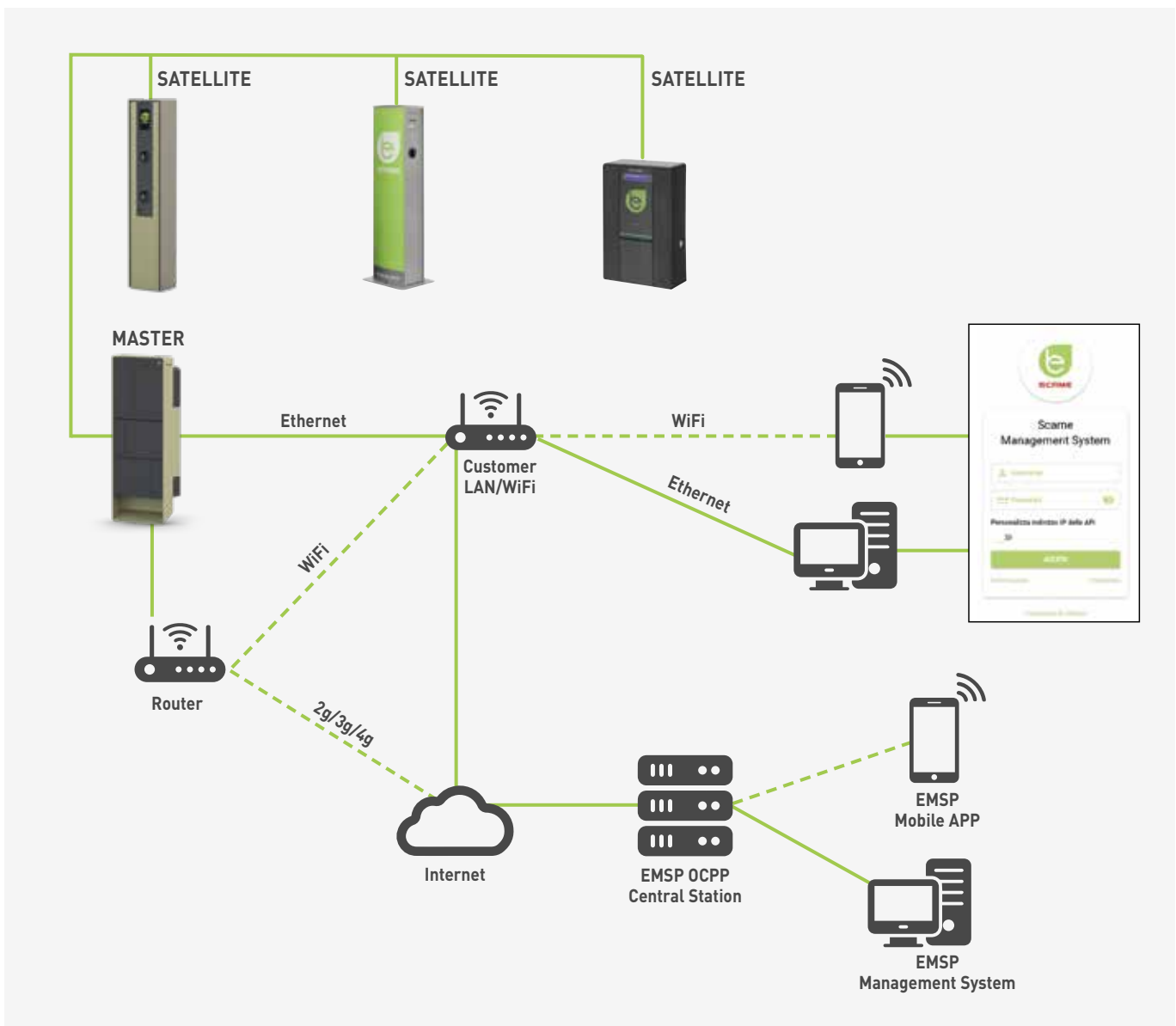
To make the most of Scame Management System, we suggest that stations be equipped with an energy meter and RFID card reader.

OCPP EXTERNAL MANAGEMENT SYSTEM

Scame charging stations can be connected to an external E-Mobility Service Provider (EMSP) via OCPP 1.6 JSON standard communication protocol. In this case the stations will be managed by the external EMSP and may allow further services such as billing operations and station booking.

Connecting the stations to an external management system may require you to sign a contract with the EMSP and yearly subscription fees may apply. Scame guarantees the compatibility between it's charging stations and external E-Mobility Service Providers that have undergone an OCPP1.6 JSON compatibility test.

The list of approved EMSP is available upon request: contact your Scame representative for more information.



Mode

Scame charging stations are available in different operating modes. The stations can be connected to each other and organized in a Master/Satellite architecture that can be managed both through Scame proprietary Management System and connected to an external E-Mobility Service Provider.




FREE

FREE mode charging stations are the ideal choice for installation in environments that don't require controlled access insofar as use is normally limited to just a few people, usually the owners of the vehicle, or places where access is already regulated by other systems. Charging session is freely accessed. FREE mode charging stations can act as a Satellite in a Master/Satellite architecture.

Operating mode: Free (default) – Satellite (when connected in a Master/Satellite architecture)

Embedded features: Management System (*) – Load Balancing (*) – OCPP 1.6 JSON (*)

(*) only available when acting as Satellite in a Master/Satellite configuration in which the Master has activated these features



PERSONAL

PERSONAL mode charging stations are suitable for installation in all places requiring controlled access insofar as use is not normally limited exclusively to the owners of the vehicle, but rather extends to a greater number of users, or in cases where access to the charging stations needs to be monitored and regulated. PERSONAL mode charging stations can act as a Satellite in a Master/Satellite architecture.

Operating mode: Free – Personal (default) – Satellite (when connected in a Master/Satellite architecture)

Embedded features: Management System (*) – Load Balancing (*) – OCPP 1.6 JSON (*)

(*) only available when acting as Satellite in a Master/Satellite configuration in which the Master has activated these features



WEB/NET

WEB/NET mode charging stations are the ultimate choice in all those cases where the system must be monitored and managed remotely. All WEB/NET stations have embedded Scame's proprietary Management System and can act as a Master in a Master/Satellite architecture. A Master station can manage up to 16 charging points.

Operating mode: Web/Net (default) – Master (when connected in a Master/Satellite architecture).

Embedded features: Management System – Load Balancing – OCPP 1.6 JSON

FREE MODE



Rated power	Socket outlet	Access	Digital Energy Meter	User interface	Protections	Connectivity	Code
7,4kW	T2S	FREE	Standard	App			205.T119-BAB
22kW	T2S	FREE	Standard	App			205.T119-DAB



FREE MODE >> TETHERED



Rated power	Connector	Access	Digital Energy Meter	User interface	Protections	Connectivity	Code
7,4kW	T2	FREE	Standard	App			205.T119-SAB
22kW	T2	FREE	Standard	App			205.T119-UAB

CABLE LENGTH:
7,5m

FUNCTIONALITIES

Description	Code
EXTERNAL ENERGY METER SINGLE PHASE	208.PM01
EXTERNAL ENERGY METER THREE PHASE	208.PM02

Power management

The Power Management feature is a must have option in residential installations in which there is limited available power. In such cases, starting a charging session of an electric vehicle while other electrical appliances are running (ie. a washing machine) may result in a power outage due to exceeding the contractual power.

The Power Management smart feature allows your wall box to dynamically modulate the current destined to your electric vehicle based on the instantaneous consumption of all domestic appliances, avoiding power outage. The Power Management smart feature will also keep into consideration the current generated by solar panels.

All BE-T wall box are natively set up for Power Management functionality.

To activate it, the installation of the wall box must be integrated with a specific external energy meter that can be ordered using the code **208.PM01** for the 7,4kW single-phase versions or **208.PM02** for the 22kW three-phase versions.

PERSONAL MODE



Rated power	Socket outlet	Access	Digital Energy Meter	User interface	Protections	Connectivity	Code
7,4kW	T2S	RFID	MID	LCD	RCBO		205.T33-BAB
	T2S	RFID	MID	LCD			205.T37-BAB
22kW	T2S	RFID	MID	LCD	RCBO		205.T33-DAB
	T2S	RFID	MID	LCD			205.T37-DAB

PERSONAL MODE >> TETHERED



Rated power	Connector	Access	Digital Energy Meter	User interface	Protections	Connectivity	Code
7,4kW	T2	RFID	MID	LCD	RCBO		205.T33-SAB
	T2	RFID	MID	LCD			205.T37-SAB
22kW	T2	RFID	MID	LCD	RCBO		205.T33-UAB
	T2	RFID	MID	LCD			205.T37-UAB

CABLE LENGTH:
7,5m

WEB/NET MODE



Rated power	Socket outlet	Access	Digital Energy Meter	User interface	Protections	Connectivity	Code
7,4kW	T2S	RFID	MID	LCD	RCBO	Ethernet	205.T52-BAB
	T2S	RFID	MID	LCD		ETH-WiFi-2/3/4G	205.T62-BAB
	T2S	RFID	MID	LCD		Ethernet	205.T74-BAB
	T2S	RFID	MID	LCD		ETH-WiFi-2/3/4G	205.T85-BAB
22kW	T2S	RFID	MID	LCD	RCBO	Ethernet	205.T52-DAB
	T2S	RFID	MID	LCD		ETH-WiFi-2/3/4G	205.T62-DAB
	T2S	RFID	MID	LCD		Ethernet	205.T74-DAB
	T2S	RFID	MID	LCD		ETH-WiFi-2/3/4G	205.T85-DAB

WEB/NET MODE >> TETHERED



Rated power	Connector	Access	Digital Energy Meter	User interface	Protections	Connectivity	Code
7,4kW	T2	RFID	MID	LCD	RCBO	Ethernet	205.T52-SAB
	T2	RFID	MID	LCD		ETH-WiFi-2/3/4G	205.T62-SAB
	T2	RFID	MID	LCD		Ethernet	205.T74-SAB
	T2	RFID	MID	LCD		ETH-WiFi-2/3/4G	205.T85-SAB
22kW	T2	RFID	MID	LCD	RCBO	Ethernet	205.T52-UAB
	T2	RFID	MID	LCD		ETH-WiFi-2/3/4G	205.T62-UAB
	T2	RFID	MID	LCD		Ethernet	205.T74-UAB
	T2	RFID	MID	LCD		ETH-WiFi-2/3/4G	205.T85-UAB

CABLE LENGTH:
7,5m

Graphic variations

The whole range of BE-T wall boxes can be further embellished, in terms of design, through 4 graphic variations of the front panel in exclusive combinations with specific colors of the metal frame.

To order the product in one of these configurations, simply replace the last two letters of the standard product code as shown in the examples below.



TEXTILE



WOOD



METAL



STONE



T TEXTILE finishing

W WOOD finishing

M METAL finishing

S STONE finishing

N NICKEL frame

B BRONZE frame

G GREEN frame

N NICKEL frame

Example code:
205.T119-BTN

Example code:
205.T119-BWB

Example code:
205.T119-BMG

Example code:
205.T119-BSN

FULL CUSTOM GRAPHICS



To make your BE-T wall box even more exclusive, you can also customize the front panel with an image of your choice. To order the product in this configuration, simply replace the penultimate letter of the standard product code as shown in the example below.

C CUSTOM finishing

B BRONZE frame

Example code:
205.T119-BCB



■ AC CHARGING STATIONS



■ REFERENCE STANDARDS

EN IEC 61851-1

EN 61439-7

■ VERSIONS



FREE mode
- socket outlet
- tethered



PERSONAL mode
- socket outlet
- tethered



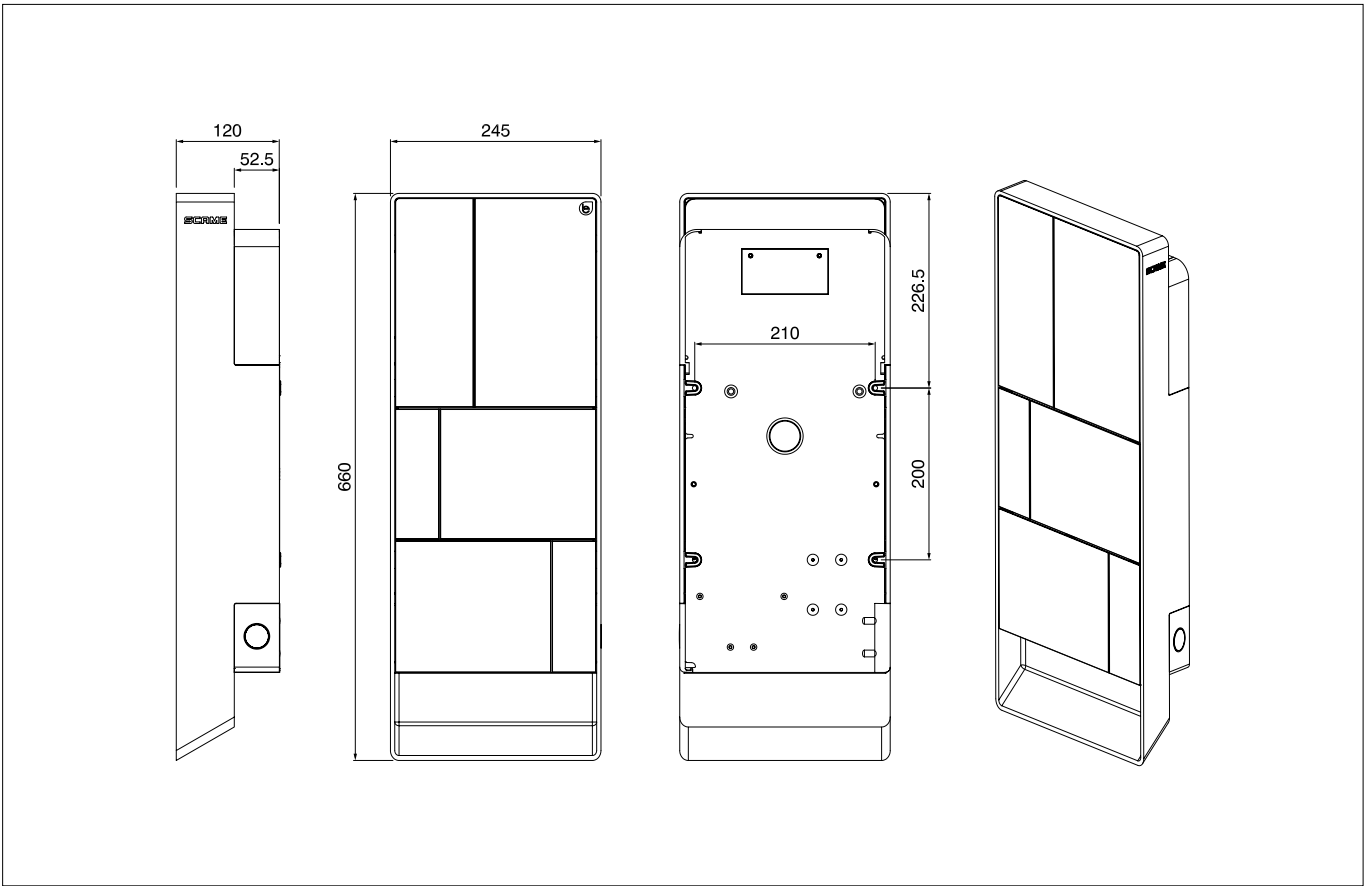
WEB/NET mode
- socket outlet
- tethered

■ TECHNICAL CHARACTERISTICS

Rated current:	32A
Rated voltage:	230Vac-400Vac
Frequency:	50-60Hz
Insulating voltage:	250V-500V
Protection degree:	IP54
Installation temperature:	-30°C +50°C
Material:	Thermoplastic / Alluminium
Self extinguishing degree (GWT):	650°C
Impact resistance (IK degree):	IK09
Installation:	Surface mounting
Saline solution:	Resistant
UV rays:	Resistant

■ USER INTERFACE AND SYSTEM CONTROL

HMI:	APP/LCD depending on the version
Connectivity:	Ethernet/WiFi Ethernet/WiFi/3G/4G depending on the version
User authentication:	Free APP authentication RFID authentication depending on the version
Communication protocol:	OCPP 1.6 JSON





SCAME PARRE S.p.A.
Via Costa Erta, 15 - 24020 Parre (BG) Italy
Tel. +39 035 705000 - Fax +39 035 703122



Bchargy®



www.scame.com
export@scame.com

