



CHARGING SOLUTIONS

Range of electric vehicle
charging stations

Ingeteam


INNOVATION

at our customers' service

INGETEAM is an international technological group specialized in **electric power conversion**.

Its state of the art developments in **power and control electronics** (inverters, frequency converters, controllers and protections), **Indar rotating electric machines** (motors, generators and submersible motor & pump sets), **systems** (electromechanical engineering and automation projects), and **services** (operation & maintenance services), enables it to provide the best solutions in different sectors, namely: wind, solar PV, hydro and fossil fuel power generation; metal and mineral processing; mining; marine; rail traction; water; e-vehicle charging, green hydrogen production and power grid automation, always achieving sustainable and efficient energy generation, transmission, distribution and consumption.

SECTORS



CHARGING STATION MODELS

INGEREV®

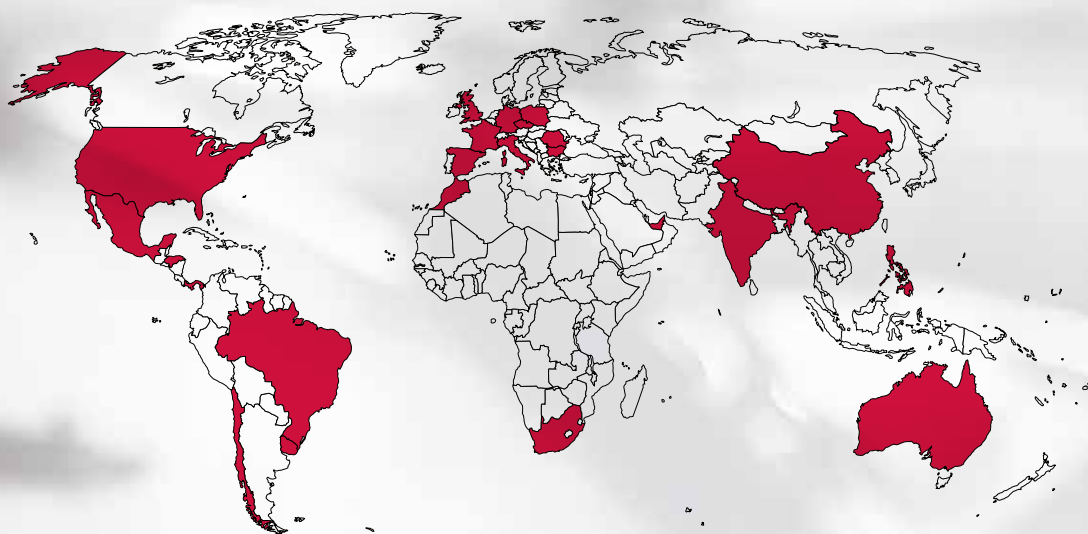
FUSION

RAPID 50

RAPID 120/180

RAPID ST

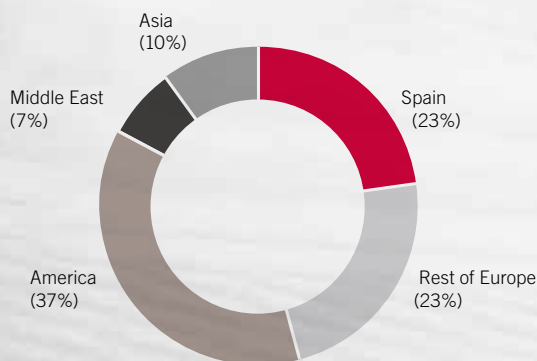




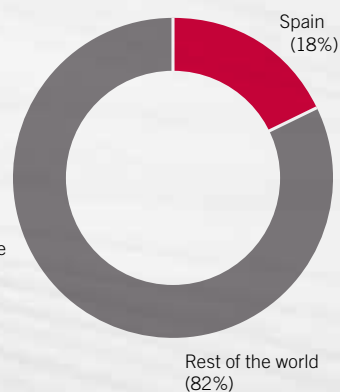
The company operates throughout the world, and is established in **24 countries**, with a headcount over **4,000**. R&D is the backbone of its business activity, in which 5% of its turnover is annually invested.

We have been present in the **E-Mobility** sector since 2011, thanks to the development and supply to our customers of AC and DC charging stations under the **INGEREV®** brand, with the **FUSION, RAPID 50 AND RAPID ST 200/400 MODELS**.

GLOBAL SALES



FINAL DESTINATION PRODUCT / SERVICES



FUSION

THE CHARGING STATION



The **FUSION** range is available in two models, **FUSION Street** for ground mounting and **FUSION Wall** for wall mounting.

This dual equipment range has been designed to cover all electric vehicle charging demands in public and private settings alike.

Its standard features include Ethernet and WIFI communications, as well as the latest generation advanced functions such as Dynamic Load Management 2.0 (DLM 2.0) and OCPP protocols.

INGEREV® FUSION Street / Wall model options

	FS1MW / FW1MW	FS3MW / FW3MW	FS1AW / FW1AW	FS3AW / FW3AW	FS1BW / FW1BW	FS3BW / FW3BW
Grid	Single phase	Three phase	Single phase	Three phase	Single phase	Three phase
MID Wattmeter	✓	✓	✓	✓	✓	✓
Type A manual RCD	✓	✓				
Type A auto-reclose RCD			✓	✓		
Type B manual RCD					✓	✓
C Curve MCB	✓	✓	✓	✓	✓	✓

FEATURES

- Floor and wall mountable models, suitable for outdoor installation.
- Single phase and three phase models, with up to 32 amps per charging socket.
- Multiple charging sockets available, Mode 1 + 2 sockets, cables and Mode 3 sockets
- MID wattmeter.
- RGB LED status indicators.
- Multi-language colour screen.
- RFID reader.
- Ethernet and WIFI.
- DLM 2.0.
- Compatibility with OCPP.
- Updates through USB.
- Thermal-Magnetic Differential circuit breakers.
- Front door for ease of operation and maintenance.

- Ethernet switch to minimize the cost of Ethernet cabling.
- Warning message in the event of an outage.
- Possible customization with vinyl decals on all four faces⁽¹⁾.
- General breaker for the rapid disconnection of the charger.
- Security lock with key.
- Door-opening sensor.
- Automatic software updates (OCPP, ISO15118,...) for the entire product life.

OPTIONS

- Bank card reader contactless.
- GPRS-2/3/4G communication.
- DC current leakage detector.
- Smart DLM 2.0.

Notes: ⁽¹⁾ Large surface for vinyl decals ⁽²⁾ 5m optional.

CONNECTOR TYPES



N2
Type 2 Socket



S2
Type 2 Socket with shutters



N4
CEE 7/3 type F (Schuko) Socket



N7
CEE 7/5 type E (Schuko) Socket



S5
N7 and S2



C1
Type 1 cable - 4m⁽²⁾



C2
Type 2 cable - 4m⁽²⁾

for public and private installations



	INGEREV® FUSION Street		INGEREV® FUSION Wall	
AC inputs and outputs	Single phase (FS1)	Three phase (FS3)	Single phase (FW1)	Three phase (FW3)
Voltage supply	1ph. + N + PE 230 Vac ±15%	3ph. + N + PE 400 Vac ± 15%	1ph. + N + PE 230 Vac ± 15%	3ph. + N + PE 400 Vac ± 15%
Rated power	14.8 kW (7.4 kW + 7.4 kW)	44 kW (22 kW + 22 kW)	14.8 kW (7.4 kW + 7.4 kW)	44 kW (22 kW + 22 kW)
Frequency	50 / 60 Hz			
Rated current	64 A (32 A + 32 A)			
Output connectors	Configurable (cables Type 1 and 2; Sockets Type 2, Type 3A, CEE 7/3 Type F, CEE Type E)			
Charging mode	Modes 1, 2 or 3 according to couplers installed			
Standards and safety				
General standards	IEC-61851-1, IEC-61851-21-2, IEC-61000			
Overcurrent	MCB curve C 40 A			
Indirect contacts	RCD 30mA type A ⁽¹⁾ or type B / DC current leakage detector (optional)			
Over-voltage	Over-voltage protection Type III			
Functionalities and accessories				
Communications	Ethernet Switch and WIFI GPRS-2/3/4G (optional)			
Communications protocol	OCPP			
HMI	4.3" TFT multi-language color screen RFID (MIFARE Classic 1K&4K, MIFARE DesFire EV1, NFC) Bank card reader contactless			
General Information				
Consumption in stand-by mode	<10 W			
Energy metering	2 x MID wattmeters			
Operating temperature	-25 °C to 50 °C			
Humidity	<95%			
Maximum altitude	2,000 m			
Weight	33 kg (2 x Type 2)	33 kg (2 x Type 2)	24 kg (2 x Type 2)	24 kg (2 x Type 2)
Dimensions (height x width x depth)	1,400 x 320 x 215 mm	1,400 x 320 x 215 mm	800 x 320 x 215 mm	800 x 320 x 215 mm
Enclosure	Galvanized steel. RAL 9003			
Protection rating	IP54 / IK10			
Marking	CE			
Directives	Low Voltage Directive: 2014/35/EU EMC directive: 2014/30/EU			

Notes: ⁽¹⁾ Manual or auto-reclose protection depending on the model.

RAPID 50

The rapid multi-standard



Due to the considerable increase in the number of hybrid and electric vehicles already on our roads, there is a need to add new rapid charging stations to the present charging network.

This network requires equipment that is compliant with the highest quality standards and that offers the best performance in terms of power management, communications, reliability and efficiency, such as the INGEREV® RAPID 50. This is the ideal rapid charging point for service stations and also for other busy areas such as shopping malls, car parks, vehicle rental companies, restaurants, etc.

Given that the RAPID 50 is compatible with the CHAdeMO, CCS and type 2 standards, it is able to charge any type of hybrid or electric vehicle. The INGEREV® RAPID 50 Trio model offers the possibility of simultaneous AC and DC charging, with dynamic power management between both couplings and even between various FUSION or RAPID units in the same installation.

	Trio (RTM50)	Duo (RDM50)	One (ROM50)	One+ (RCM50)
CCS	✓	✓	✓	✓
CHAdeMO	✓	✓		
AC 43 kW	✓			✓

FEATURES

- Rapid charging in CCS Type 2 up to 50 kW.
- Rapid charging in CHAdeMO up to 50 kW.
- Rapid charging in AC Type 2 up to 43.5 kW.
- RFID reader.
- 7" colour touch screen.
- Sturdy steel enclosure for exceptional resistance in even the most adverse ambient conditions.
- Possibility of simultaneous AC and DC charging.

COMMUNICATIONS

- Communication Modbus TCP.
- Compatibility with OCPP.

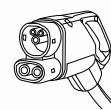
SAFETY

- RCD and MCB protections against indirect contacts, short-circuits and overloads.
- Automatic software updates (OCPP, ISO15118, etc.) for the entire product life.
- Highly visible emergency button to guarantee safety of use.

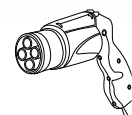
OPTIONS

- Remote communication via 3G/4G.
- Auto-reclose RCDs.
- Cable locking system for AC connectors and DC connectors alike.
- Contactless card payment solution (Ingenico).

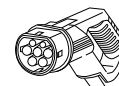
CONNECTOR TYPES



CCS
COMBO Type 2



CHAdeMO
1EVS 6105



AC 43 kW
Type 2



AC 22 kW
Type 2 Socket
with shutters



CHARGING STATION

	INGEREV® RAPID 50 Trio	INGEREV® RAPID 50 Duo	INGEREV® RAPID 50 One	INGEREV® RAPID 50 One+
AC input (DC output)				
Voltage	3 phase + N + PE; 400 Vac ±15%			
Frequency	50 Hz			
Rated current	77 A + 63 A	77 A	77 A	77 A + 63 A
Rated power	53 kW + 43.5 kW	53 kW	53 kW	53 kW + 43.5 kW
Efficiency	>94%			
Power factor	>0.98			
DC output values				
Voltage range	50 - 500 V			
Maximum current	125 A			
Maximum power	50 kW			
DC Connectors	CCS Type 2 / CHAdeMO		CCS Type 2	
AC output values				
Voltage	400 Vac	-	-	400 Vac
Maximum current	63 A	-	-	63 A
Maximum power	43.5 kW	-	-	43.5 kW
AC Connector	Cable Mode 3 Type 2	-	-	Cable Mode 3 Type 2
Standards and Safety				
General standards	IEC 61851-1, IEC 61851-23, IEC 61851-24, CHAdeMO 1.0.0, DIN 70121, ISO 15118, IEC 61000			
Indirect contacts	Differential protection AC Load: 30mA Type B DC Load: 30mA Type A	Differential protection 30mA Type A	Differential protection 30mA Tipo A	Differential protection AC Load: 30mA Type B DC Load: 30mA Type A
Overcurrents	MCB Curve C			
Overvoltages	Surge arresters Type III ⁽¹⁾			
Functions / Accessories				
Communication	Ethernet Switch 3G/4G (optional)			
Communication protocol	OCPP			
HMI	7" TFT touch screen RFID (MIFARE Classic 1K&4K, MIFARE DESFire EV1, NFC)			
General information				
Cooling system	Forced ventilation			
Consumption in stand-by mode	<100 W			
Cable length	3.8 m			
Operating temperature	-25 °C to + 60 °C			
Humidity	0 - 95% - non-condensing			
Weight	620 kg			
Dimensions (Width x Depth x Height)	785 x 700 x 1,900 mm			
Enclosure	Chapa de acero galvanizado. RAL 9003			
Environmental protection rating	IP55 / IK10 (display and ventilation grid IK08)			
Marking	CE			
Maximum operating height	2,000 m			

Notes: ⁽¹⁾ Class II Optional.

RAPID 120/180

Changing the answer is EVOLUTION



In order to face the ongoing challenge of responding to the ever-changing needs of the market, constant transformation is required. For the development of the innovative RAPID range, at Ingeteam we asked ourselves endless new questions, given that these new charging stations needed to meet current and future needs alike, in a sector in rapid and constant evolution.

Ingeteam is now proud to present its new range of **INGEREV® RAPID 120 kW and 180 kW ultra-rapid chargers**, created to supply the power to even the most demanding vehicles. The INGEREV® RAPID charging stations have been designed to comply with the highest quality standards and to offer the best performance in terms of power management, communications, reliability and efficiency.

The chargers are compatible with the CCS and CHAdeMO standards, with the option of one or two cables in DC charging mode. Furthermore, the Trio models are fitted with a 22 kW Type 2 socket for AC charging, allowing the simultaneous charging of up to three vehicles. Likewise, power management is available either between the different charger outputs or between various INGEREV® chargers installed at the same location.

	RAPID 120/180 Duo	RAPID 120/180 Trio
Connectors	2	3
Simultaneous charging	✓	✓
Connector types	CCS + CCS CCS + CHAdeMO	CCS + CCS + AC CCS + CHAdeMO + AC

KEY FEATURES

- Modular electronics. The 120 kW chargers are upgradable to 180 kW.
- CCS charging up to 180 kW. Option of dual CCS.
- Charging in CHAdeMO, up to 80 kW. Only for Duo chargers.
- Auto-retractable cable system.
- AC charging up to 22 kW with Type 2 socket in chargers.
- RGB LED status indicators.
- RFID reader.
- Multi-language 7" colour touchscreen.
- MID wattmeters.
- Simultaneous charging at all available power outlets.
- Robust stainless steel enclosure.

COMMUNICATIONS

- RS 485, Ethernet (switch mode).
- Modbus, MQTT, OCPP.
- Automatic software updates throughout the product lifetime.

SAFETY

- RCD and MCB protections against indirect contact, short-circuits and overloads.
- Transient and permanent surge protectors, Type 2.
- High visibility emergency button to guarantee safety of use.

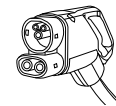
OPTIONS

- Auto-recloser RCDs.
- Connector locking system for CCS2 and CHAdeMO.
- 3G/4G remote communication.
- Contactless bank card reader.
- 21" advertising screen.
- Smart DLM.

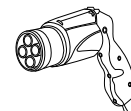
CONNECTOR TYPES



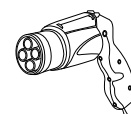
CCS1 300
CCS Type 1 300 A



CCS2 300
CCS Type 2 300 A



CHA125
CHAdeMO 125 A



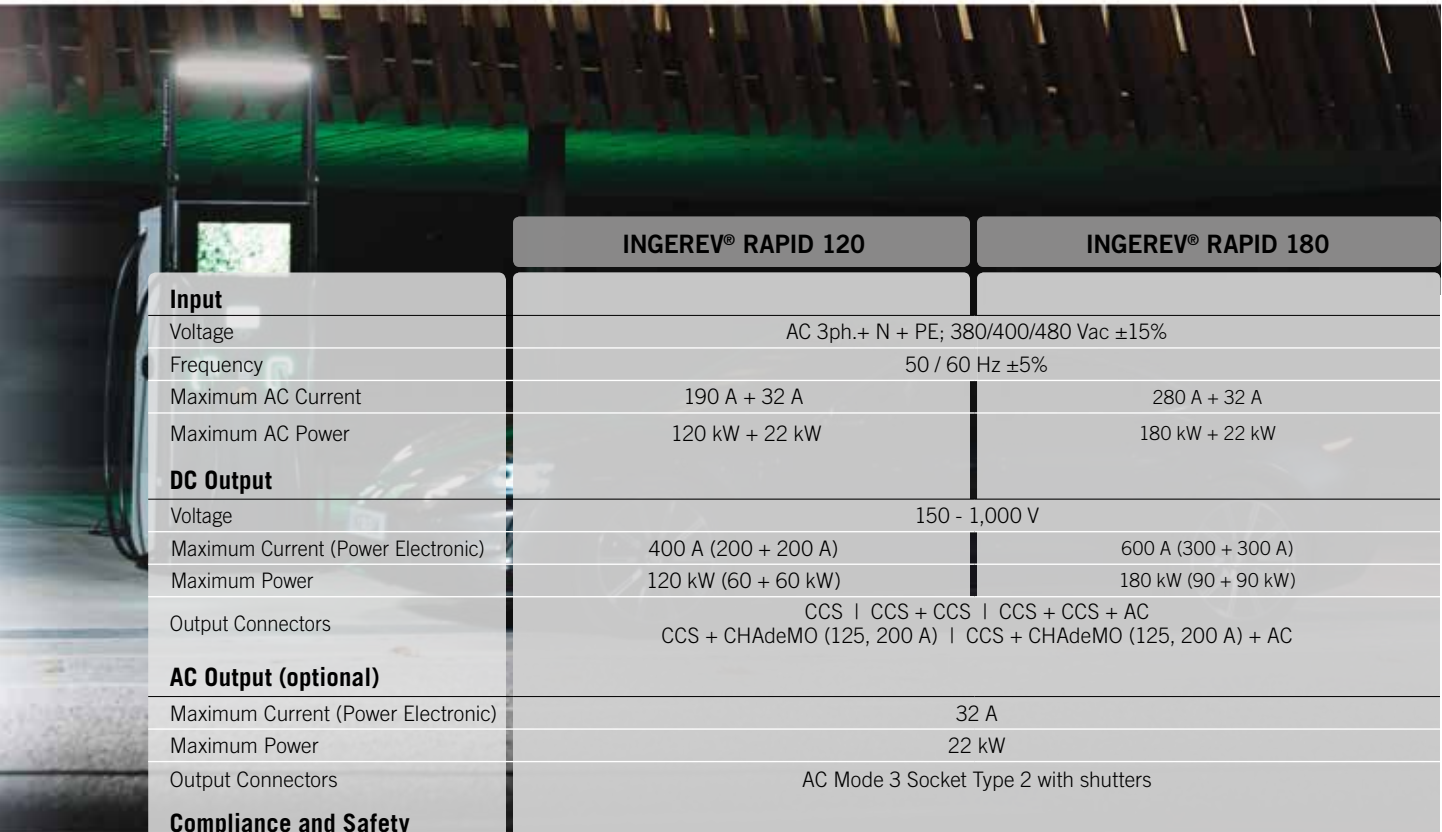
CHA200
CHAdeMO 200 A



AC 22 kW
Socket Type 2 with shutters



Changing the question is REVOLUTION



	INGEREV® RAPID 120	INGEREV® RAPID 180
Input		
Voltage	AC 3ph.+ N + PE; 380/400/480 Vac ±15%	
Frequency	50 / 60 Hz ±5%	
Maximum AC Current	190 A + 32 A	280 A + 32 A
Maximum AC Power	120 kW + 22 kW	180 kW + 22 kW
DC Output		
Voltage	150 - 1,000 V	
Maximum Current (Power Electronic)	400 A (200 + 200 A)	600 A (300 + 300 A)
Maximum Power	120 kW (60 + 60 kW)	180 kW (90 + 90 kW)
Output Connectors	CCS CCS + CCS CCS + CCS + AC CCS + CHAdeMO (125, 200 A) CCS + CHAdeMO (125, 200 A) + AC	
AC Output (optional)		
Maximum Current (Power Electronic)	32 A	
Maximum Power	22 kW	
Output Connectors	AC Mode 3 Socket Type 2 with shutters	
Compliance and Safety		
Standards	IEC 61851-1 ed 3, IEC 61851-21-2 ed 1, IEC 61851-23 ed 1, IEC 61851-24 ed 1, IEC 62196-2, IEC 62196-3, IEC 61000	
Overcurrent	Programmable MCB	
Indirect contact	DC - RCD 30mA Type A + DC leak sensor AC - RCD Type B	
Overvoltage	Protection in DC Inputs and Outputs against permanent and transient overvoltage Type II	
Functions Accesories		
Communication	Ethernet, Modem 3G/4G (optional)	
Communication Protocol	OCPP (standard and custom version)	
Advertising screen	21" Full HD (optional)	
HMI	7" touch display, RFID (Mifare Classic 1K&4K, MifareDesFire EV1, NFC)	
General information		
Stand-by consumption	<60 W	<80 W
Retractable hoses system	Included	
Cable hoses	6,5 m (out of which 5 m retractable)	
Energy metering	Metering for AC (MID) and DC outlets	
Operating Temperature	-35 °C to 60 °C (optional kit for lower or higher temperatures)	
Humidity	<95%	
Weight	380 kg	420 kg
Size (Height x Width x Depth)	2,300 x 774 x 730 mm	
Enclosure	Stainless steel 430 and Aluminium	
Operating altitude	For altitudes over 2,000 m please contact Ingeteam	
Protection class	IP54 / IK10 (display IK08) / C5H	
Marking	CE	
Directives	Low Voltage Directive: 2014/35/EU - EMC Directive: 2014/30/EU	

RAPID ST

The ULTRA-RAPID



Ultra-rapid charging stations play a key role in the complete expansion of e-mobility.

The Ingeteam ultra-rapid charging station solution is based on an innovative DC distribution architecture, for maximum simplicity of the installation as well as the easy integration of storage and PV energy.

It offers all the advantages of the latest generation SiC electronics, while combining an extremely compact size, high efficiency and reliability.

INGEREV® RAPID ST200 and ST400 are the ideal ultra-rapid charging points for service stations with a high turnover. Compatible with the CHAdeMO and CCS standards, they are the perfect solution for charging all types of e-vehicles.

	ST200 ONE	ST400 ONE	ST200 DUO	ST400 DUO
Connectors	1	1	2	2
Simultaneous charging				✓

FEATURES

- Ultra-rapid charging in CCS up to 400 kW.
- Super-rapid charging in CHAdeMO up to 100 kW.
- RFID / NFC card authentication.
- 7" color touch screen.
- Ambient light.
- Simplicity and efficiency in the integration of storage systems.
- Built-in DC wattmeter.

COMMUNICATIONS

- Communication Modbus TCP.
- Compatibility with OCPP.

SAFETY

- Highly visible emergency button to guarantee safety of use.
- Automatic software updates (OCPP, ISO15118, etc.) for the entire product life.

OPTIONS

- 21" advertising screen.
- Contactless card payment solution (Ingenico).
- Complete supply of satellites, central inverter and sub-station.
- Remote communication via Ethernet and 3G/4G.

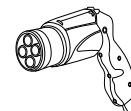
CONNECTOR TYPES



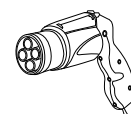
CCS1 300/500
CCS Type 1
300 or 500 A



CCS2 300/500
CCS Type 2
300 or 500 A



CHA125
CHAdeMO 125 A



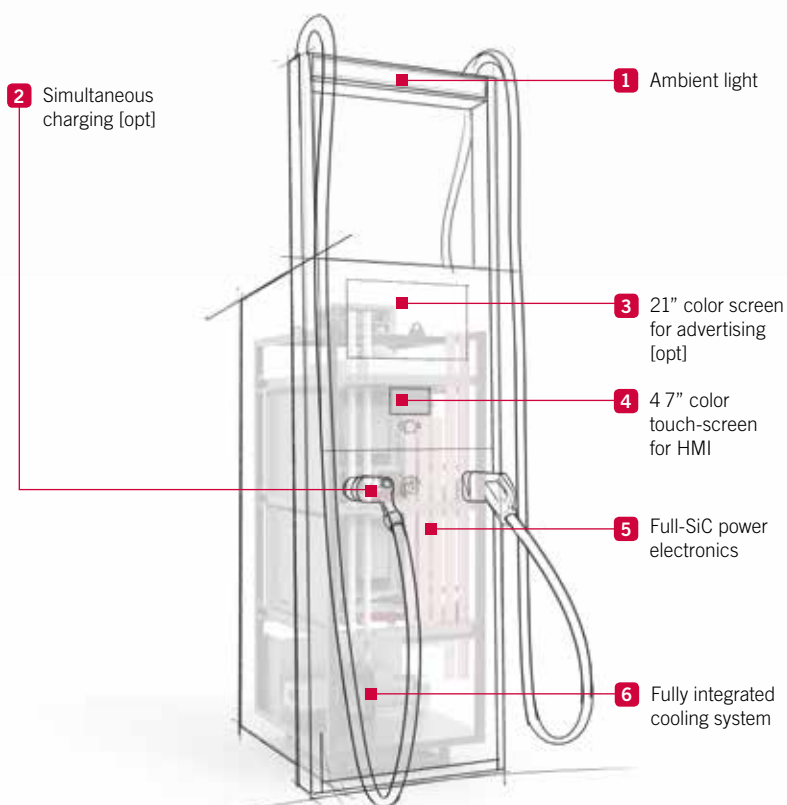
CHA200
CHAdeMO 200 A

CHARGING station



ADVANTAGES OF THE DC BUS ARCHITECTURE

- Distance of up to 120 metres between the central inverter and the satellites, free and unobstructed charging area.
- Half the installation footprint of other architectures.
- Integrated cooling in all elements, for maximum installation simplicity.
- Scalability, the system can be easily extended by connecting new satellites to the DC bus.
- Flexible power balancing (DLM) between all the satellites.
- All the satellites can always charge simultaneously with no need to sacrifice power modules in order to divert the energy to another satellite with a higher demand.
- The ST200 satellites can be upgraded to ST400 by simply adding a new power module.

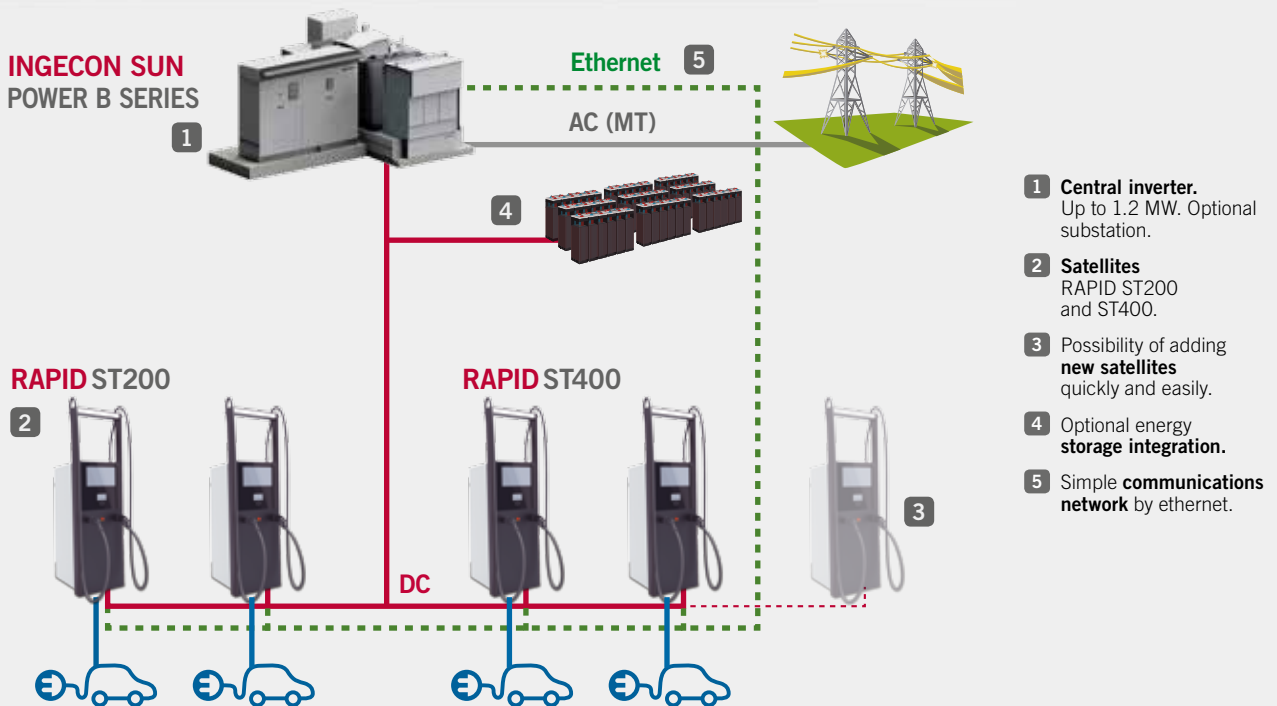


RAPID ST

Central inverter AND SATELLITES



DIAGRAM OF THE INSTALLATION



- 1 Central inverter.** Up to 1.2 MW. Optional substation.
- 2 Satellites** RAPID ST200 and ST400.
- 3** Possibility of adding **new satellites** quickly and easily.
- 4** Optional energy **storage integration**.
- 5** Simple **communications network** by ethernet.

RAPID ST

Charging Satellites		
Input (DC)	INGEREV® RAPID ST200	INGEREV® RAPID ST400
Rated input current	200 A	400 A
DC output		
Voltage range	50 - 1000 Vdc	
Maximum current	250 A up to 500 Vdc, 200 A up to 1000 Vdc	500 A up to 500 Vdc, 400 A up to 1000 Vdc
Maximum power	200 kW	400 kW
Connectors	CCS Type 2 / CHAdeMO	
General information		
Cooling system	Integrated liquid cooling	
Auxiliary power supply	3P+N 400V	
Length of cables	4.8 m	
Standards and Safety		
General standards	IEC 61851-1, IEC 61851-23, IEC 61851-24, CHAdeMO 1.0.0, DIN 70121, ISO 15118, IEC 61000	
Indirect contacts	Continuous monitoring of insulation	
Overvoltages	Type III surge arresters	
Dimensions and weight		
Dimensions	775 x 935 x 2,620 mm (W x D x H)	
Weight	430 kg	530 kg

Central inverter	
Input (AC)	1110TL B400
Power at @35 °C / @50 °C	1,020 kVA
Current at @35 °C / @50 °C	1,600 A / 1,472 A
Rated voltage	3P 400 V IT System
Frequency	50 / 60 Hz
Adjustable Power Factor	Yes, 0-1 (leading /lagging)
THD (Total Harmonic Distortion)	<3%
Overvoltage protections	Type II surge arresters
AC breaker	AC MT breaker, door operated, remote tripping or motor driven
Storage	
Battery voltage range	580 - 820 V
Dimensions and weight	
Dimensions (Width x Depth x Height)	2,820 x 825 x 2,270 mm
Weight	1,560 kg

General data	Installation
Operating temperature	-20 °C to +60 °C
Relative humidity (non-condensing)	0 - 100%
Protection rating	IP54 / IK10 (display and ventilation grid IK08)
Corrosion protection	C5H
Maximum altitude	4,500 m (for installations above 1,000 m contact the sales department)
Product marking	CE

DLM 2.0 OPTIMIZED USE of the available power



Dynamic Load Management 2.0 (DLM 2.0) is the latest generation dynamic management system for the INGEREV®, supplied as standard in all the FUSION and RAPID models.

DLM 2.0 allows all the couplings on each charging station to share the total power defined for the equipment in the most balanced and dynamic way possible, also permitting the interconnection of a group of charging points and the definition of a maximum power output for the whole group. This ensure that the assigned threshold is never exceeded, regardless of the number of vehicles charging simultaneously.

It is therefore possible to **optimize the use of the existing installation**, either through the power contracted or through any other limitation on the installation.

DLM BASICS

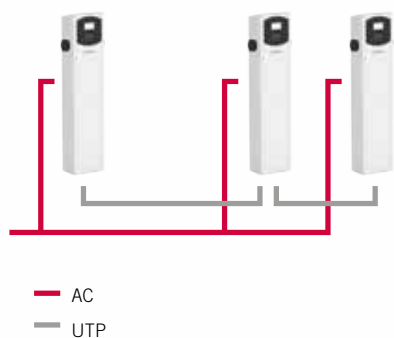
DLM 2.0 dynamically manages the power at each socket in the installation, based on the number of sockets in operation, the types of sockets or connectors used at each charging point and the current actually demanded by each vehicle. This is all evaluated in real time.

It is a dynamic, adaptive system, given the fact that if one of the vehicles is not consuming the current assigned by the system then, after a given time, the current not being consumed is assigned to the rest of the vehicles connected, for maximum use of the power available.

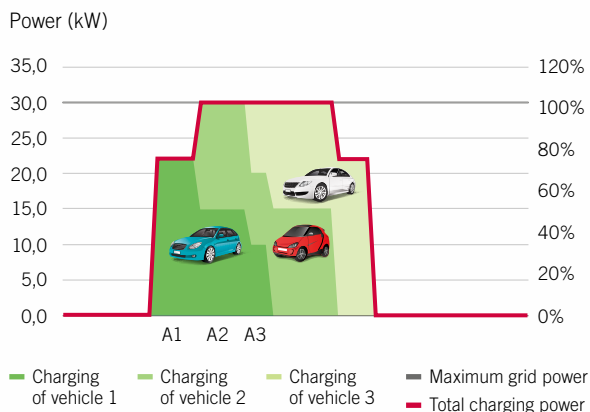
It is possible to combine AC points with DC points in the same group of charging stations.

CHARACTERISTICS

- Multiple charging points, either interconnected in series or at a hub.
- Set maximum installation charging power.
- Instantaneous charging powers adjusted according to the number of vehicles charging and their consumption.



DLM 2.0 Dynamic Load Management





SMART DLM 2.0

THE SMART power

Smart DLM is the latest development of the DLM 2.0 system in the INGEREV® range for the smart and dynamic management of the power in an installation that includes charging stations and also other loads such as those that are characteristic of an office or industry.

It consists in a network analyzer, installed at the desired management point and connected to an INGEREV® unit. All the FUSION and RAPID models are compatible with Smart DLM and it is even possible to combine models.

The Smart DLM allows for the real-time dynamic adjustment of the overall power of the chargers, which will jointly adjust their power to adapt to the other consumptions of the installation.

In this way it is possible to management the power demand and avoid or minimize the need to increase the power contracted.

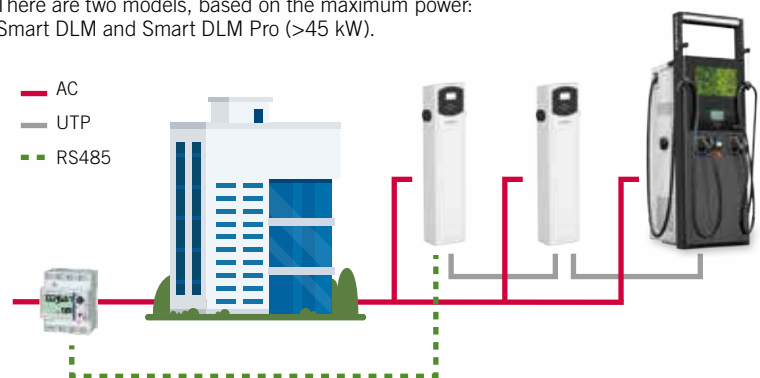
The Smart DLM system makes a continuous analysis of the power consumed by the entire installation, including the charging stations.



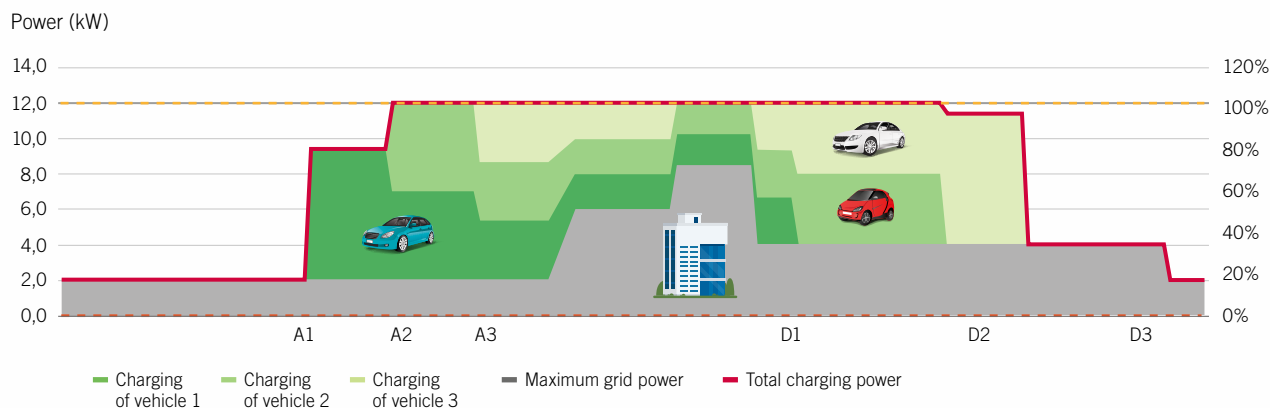
CHARACTERISTICS

- Multiple charging points, either interconnected in series or at a hub.
- Set maximum power to be supplied by the grid.
- Instantaneous powers adjusted according to the number of vehicles loading and the total consumption of the installation.

* There are two models, based on the maximum power: Smart DLM and Smart DLM Pro (>45 kW).



Smart Dynamic Load Management





Ingeteam

Ingeteam Power Technology, S.A.
Avda. Ciudad de la Innovación, 13
31621 Sarriguren (Navarra) - Spain
Tel.: +34 948 288 000
Fax: +34 948 288 001
e-mail: evc.energy@ingeteam.com

Ingeteam S.r.l.
Via Emilia Ponente, 232
48014 Castel Bolognese (RA) - Italy
Tel.: +39 0546 651 490
Fax: +39 054 665 5391
e-mail: emobility.italia@ingeteam.com

Ingeteam SAS
La Naurouze B - 140 rue Carmin
31670 Labège - France
Tel.: +33 (0)5 61 25 00 00
Fax: +33 (0)5 61 25 00 11
e-mail: france@ingeteam.com

Ingeteam INC.
3550 W. Canal St.
Milwaukee, WI 53208 - USA
Tel.: +1 (414) 934 4100 / +1 (855) 821 7190
Fax: +1 (414) 342 0736
e-mail: solar.us@ingeteam.com

Ingeteam, a.s.
Technologická 371/1
70800 Ostrava - Pustkovec
Czech Republic
Tel.: +420 59 747 6800
Fax: +420 59 732 6899
e-mail: czech@ingeteam.com

Ingeteam Shanghai, Co. Ltd.
Shanghai Trade Square, 1105
188 Si Ping Road
200086 Shanghai - P.R. China
Tel.: +86 21 65 07 76 36
Fax: +86 21 65 07 76 38
e-mail: shanghai@ingeteam.com

Ingeteam, S.A. de C.V.
Leibnitz Ext 13 Int 1102, Colonia Anzures
11590 - Miguel Hidalgo
Ciudad de México - Mexico
Tel.: +52 81 8311 4858
Fax: +52 81 8311 4859
e-mail: northamerica@ingeteam.com

Ingeteam Ltda.
Rua Estácio de Sá, 560
Jd. Santa Genebra
13080-010 Campinas/SP - Brazil
Tel.: +55 19 3037 3773
e-mail: brazil@ingeteam.com

Ingeteam Pty Ltd.
Unit 2 Alphen Square South
16th Road, Randjiespark
Midrand 1682 - South Africa
Tel.: +2711 314 3190
Fax: +2711 314 2420
e-mail: southafrica@ingeteam.com

Ingeteam SpA
Los militares 5890, Torre A, oficina 401
7560742 - Las Condes
Santiago de Chile - Chile
Tel.: +56 2 29574531
e-mail: chile@ingeteam.com

Ingeteam Power Technology India Pvt. Ltd.
2nd Floor, 431
Udyog Vihar, Phase III
122016 Gurgaon (Haryana) - India
Tel.: +91 124 420 6491-5
Fax: +91 124 420 6493
e-mail: india@ingeteam.com

Ingeteam Sp. z o.o.
Ul. Koszykowa 60/62 m 39
00-673 Warszawa - Poland
Tel.: +48 22 821 9930
Fax: +48 22 821 9931
e-mail: polska@ingeteam.com

Ingeteam Australia Pty Ltd.
iAccelerate Centre, Building 239
Innovation Campus, Squires Way
North Wollongong, NSW 2500 - Australia
Tel.: +61 429 111 190
e-mail: australia@ingeteam.com

Ingeteam Panama S.A.
Av. Manuel Espinosa Batista,
Ed. Torre Internacional
Business Center, Apto./Local 407
Urb.C45 Bella Vista
Bella Vista - Panama
Tel.: +50 761 329 467

Ingeteam Service S.R.L.
Bucuresti, Sector 2,
Bulevardul Dimitrie Pompeiu Nr 5-7
Cladirea Hermes Business
Campus 1, Birou 236, Etaj 2
Romania
Tel.: +40 728 993 202

Ingeteam Philippines Inc.
Office 2, Unit 330, Milelong Bldg.
Amorsolo St. corner Rufino St.
1230 Makati
Gran Manila - Philippines
Tel.: +63 0917 677 6039

Ingeteam Power Technology, S.A.
Level 1, Al Bateen Tower C6 Bainunah
ADIB Building, Street 34
PO BOX 30010 - Abu Dhabi
United Arab Emirates
Tel.: +971 50 125 8244

Ingeteam Vietnam Ltd.
Spaces - 28A Tran Hung Dao Street
Phan Chu Trinh Ward
Hoan Kiem District
Ha Noi City - Vietnam
Tel.: +84 24 71014057
e-mail: vietnam@ingeteam.com

Ingeteam Uruguay, S.A.
Avenida 18 de Julio, 1474, Piso 12
11200, Montevideo - Uruguay
Tel.: +598 934 92064